

# 2010/2011

## Product Source Booklet

### The Model Line at-a-Glance:

- Feature Reference Guide
- Common Features
- Trim Level Differences

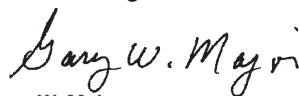
While the information contained in this book was deemed to be correct at the time of printing, specifications and equipment change. No warranty or guarantee is being extended in this book and Hyundai reserves the right to change product specifications and equipment at any time without incurring any obligation. Information as of April 2010.

### Dear Sales Consultants:

This booklet helps you understand, present and teach your customers the key operational features. In this way, you end up educating your customers—helping them “take ownership” as they become acquainted with their new vehicle’s features:

- **CONSIDER:** If you *coach* your customer so they have a “hands-on” understanding of how to operate a feature and then test them to make sure they actually can operate that feature, chances are good that the customer will understand the feature operation and how it functions. We know that some features do not function as they do on their current vehicle. Having customers “take ownership” of key features will make your job easier and increase customer satisfaction.
- **STOP AND THINK:** If you just *show* someone how the stalk-mounted windshield wipers and lights operate, once they get behind the wheel, they may not have a clue what to do. But if they physically operate these features, they take ownership. Then, you only have to “test” them a few times to make sure they “get it,” which will make your “selling” job a lot easier and, again, increase customer satisfaction!

### Good Learning and Good Selling!



Gary W. Major  
Manager, National Sales Training

## TABLE OF CONTENTS

### ECONOMY MODELS: Accent, Elantra, Elantra Touring, 2010 and 2011 Sonata

Electronics: Audio, Navigation, Bluetooth®	page 1
Comfort, Convenience	page 2
Safety	page 3
Headlights, Wipers, Misc.	page 4
Engine/Transmission	page 6

### LUXURY MODELS: Azera, Genesis and Genesis Coupe

Electronics: Audio, Navigation, Bluetooth®	page 7
Comfort, Convenience	page 9
Safety	page 11
Headlights, Wipers, Misc.	page 12
Engine/Transmission	page 14






### CROSSOVER UTILITY VEHICLES (CUV): Tucson, Santa Fe and Veracruz

Electronics: Audio, Navigation, Bluetooth®	page 15
Comfort, Convenience	page 15
Safety	page 17
Headlights, Wipers, Misc.	page 18
Engine/Transmission	page 20






(Overview: See Owner’s Manual for complete details and instructions.)

Product Source Booklet available online at [www.HyundaiDealer.com](http://www.HyundaiDealer.com) Sales Training Online 4/10 © 2010 Hyundai Motor America






## 2010/2011 Product Source Booklet

ACCENT ELANTRA SONATA	2010 ACCENT		2010 ELANTRA		2010 SONATA		2011 SONATA			
	BLUE/GS	SE/GLS	BLUE/GLS/SE SEDAN	GLS/SE TOURING	GLS	SE/LIMITED	GLS	SE/LIMITED		
										
<b>ELECTRONICS: AUDIO, NAVIGATION, BLUETOOTH®</b>										
<b>Audio System</b>	<ul style="list-style-type: none"> <li>Four speakers—Standard on Blue and GS</li> <li>Autonet 172-watt 6-speaker AM/FM/XM®/CD/MP3—Standard on SE and GLS; Optional on GS</li> </ul>		<ul style="list-style-type: none"> <li>Four speakers—Standard on Blue</li> <li>Autonet 172-watt 6-speaker AM/FM/XM®/CD/MP3—Standard on GLS and SE; Optional on Blue</li> <li>In-glass antenna—Standard on GLS and SE sedan; Optional on Blue</li> </ul>		<ul style="list-style-type: none"> <li>Autonet 80-watt 6-speaker AM/FM/XM®/CD/MP3—Standard on GLS and SE</li> <li>Autonet 240-watt 7-speaker AM/FM/XM®/6-disc CD changer, external amplifier and subwoofer—Optional on SE</li> <li>Infinity® 360-watt 7-speaker AM/FM/XM®/6-disc CD changer with speakers, subwoofer and external amplifier—Standard on Limited</li> </ul>		<ul style="list-style-type: none"> <li>Autonet 104-watt 6-speaker AM/FM/XM®/CD/MP3—Standard on GLS and SE</li> <li>Autonet 360-watt 7-speaker AM/FM/XM®/CD/MP3, external amplifier and Dimension® speakers—Optional on GLS and SE</li> <li>Autonet 360-watt 7-speaker AM/FM/XM®/6-disc CD changer/MP3, external amplifier and Dimension® speakers—Standard on Limited</li> <li>Autonet 400-watt 8-speaker AM/FM/XM®/6-disc CD changer/MP3 HD Radio® with external amplifier and Infinity® speakers—Optional on Limited</li> </ul>			
<b>Sirius XM® Satellite Radio</b>	<ul style="list-style-type: none"> <li>All audio systems include free 3-month Sirius XM® Satellite Radio trial subscription</li> </ul>						<ul style="list-style-type: none"> <li>All audio systems include free 3-month Sirius XM® Satellite Radio trial subscription</li> <li>First vehicle in its segment with XM NavTraffic® and XM Data Services: Stock, Weather and Sports—included with optional Navigation system</li> </ul>			
<b>iPod®/USB Connection</b>	<ul style="list-style-type: none"> <li>Standard on GLS and SE; Optional on GS</li> </ul>		<ul style="list-style-type: none"> <li>Standard on GLS and SE; Optional on Blue</li> </ul>		<ul style="list-style-type: none"> <li>Yes—Center stack</li> </ul>		<ul style="list-style-type: none"> <li>Yes—Center stack, below the radio</li> </ul>			
<b>DVD/Entertainment</b>	Not Available									
<b>Navigation</b>	Not Available		<ul style="list-style-type: none"> <li>LG® high-resolution 6.5-inch touch screen navigation system—Optional on GLS and SE</li> </ul>		Not Available		<ul style="list-style-type: none"> <li>Autonet touch screen—Limited</li> </ul>		<ul style="list-style-type: none"> <li>Autonet high-resolution 6.5-inch touch screen navigation system—Optional on GLS, SE and Limited</li> </ul>	
<b>Bluetooth® Hands-Free Phone System</b>	<ul style="list-style-type: none"> <li>Standard Bluetooth®—With phonebook transfer feature and voice activation</li> </ul>		<ul style="list-style-type: none"> <li>Optional Navigation system includes Bluetooth® hands-free operation with display</li> </ul>		<ul style="list-style-type: none"> <li>Standard Bluetooth®—With phonebook transfer feature and voice activation</li> </ul>		Bluetooth® installed at the port or at your dealership. These vehicles utilize the overhead sunglass case for this Bluetooth® installation. <i>NOTE: It is not synchronized with any audio systems.</i>		<ul style="list-style-type: none"> <li>Standard Bluetooth®—With phonebook transfer feature and voice activation</li> </ul>	

## 2010/2011 Product Source Booklet

ACCENT ELANTRA SONATA	2010 ACCENT		2010 ELANTRA		2010 SONATA		2011 SONATA	
	BLUE/GS	SE/GLS	BLUE/GLS/SE SEDAN	GLS/SE TOURING	GLS	SE/LIMITED	GLS	SE/LIMITED
								
<b>COMFORT, CONVENIENCE</b>								
<b>Heating, Air Conditioning, Ventilation</b>	<ul style="list-style-type: none"> <li>Air conditioning—Optional on Blue; Standard on GS, SE and GLS</li> <li>Controls are manual, includes cabin filter</li> </ul>		<ul style="list-style-type: none"> <li>Air conditioning—Optional on Blue; Standard on GLS and SE</li> <li>Controls are manual, includes cabin filter</li> </ul>		<ul style="list-style-type: none"> <li>Air conditioning and cabin filters—Standard on GLS and SE</li> <li>Dual automatic controls with external temperature—Standard on Limited</li> </ul>		<ul style="list-style-type: none"> <li>Air conditioning and cabin filters—Standard on GLS and SE</li> <li>Dual fully automatic climate controls with external temperature display—Standard on Limited</li> </ul>	
<b>Personal User Settings</b>	All user settings can be set by the Hyundai Dealership Service Department.						User settings can be set by the Hyundai Dealership Service Department; select features can be set by the owner pressing the Trip Computer (hold down for 3 seconds): <ul style="list-style-type: none"> <li>Headlight delay</li> <li>Auto lock</li> <li>Horn/Beep answer back on/off</li> <li>EcoShift indicator light</li> </ul>	
<b>Auto Lock Setting(s)</b>	Not Available		<ul style="list-style-type: none"> <li>On (speed-activated)</li> <li>Off</li> </ul>		<ul style="list-style-type: none"> <li>On/off</li> <li>Speed (around 25 mph)</li> <li>Shift lever (Drive)</li> </ul>			
<b>Auto Unlock Setting(s)</b>	Not Available		<ul style="list-style-type: none"> <li>On (shift lever-activated)</li> <li>Off</li> </ul>		<ul style="list-style-type: none"> <li>On—No off setting</li> <li>Unlocks with shift lever—No option</li> </ul>			
<b>Horn/Beep Answer Back Setting(s)</b>	Not Available			<ul style="list-style-type: none"> <li>On/off</li> </ul>				
<b>Key Alarm Setting(s)</b>	Not Available		<ul style="list-style-type: none"> <li>On/off</li> </ul>					
<b>Heated Seats</b>	Not Available						<ul style="list-style-type: none"> <li>Not available—GLS and SE</li> <li>Standard front and rear—Limited</li> </ul>	
<b>Dome Light</b>	ON/OFF/ROOM: Turns on all interior lights, overrides all systems (will run battery down if left on). OFF: Turns off all interior lights. DOOR: When unlocked with key or remote, or if the door is opened when the car is unlocked, the interior lights will go on. As soon as the key is placed in the ignition, the lights will go out.							
<b>Cool Box</b>	Not Available		<ul style="list-style-type: none"> <li>Elantra Touring—Glovebox</li> </ul>		Not Available			
<b>HomeLink®</b>	Not Available				<ul style="list-style-type: none"> <li>Not Available—GLS</li> <li>Optional—SE</li> <li>Standard—Limited</li> </ul>		<ul style="list-style-type: none"> <li>Not Available—GLS and SE</li> <li>Standard—Limited</li> </ul>	
<b>AC Power Inverter</b>	Not Available							

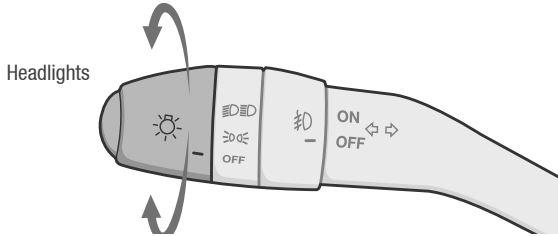
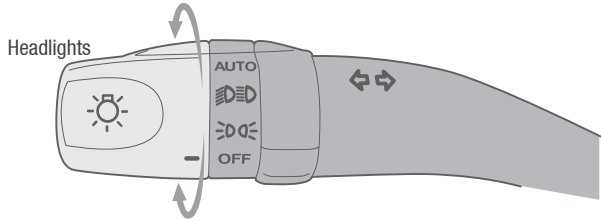
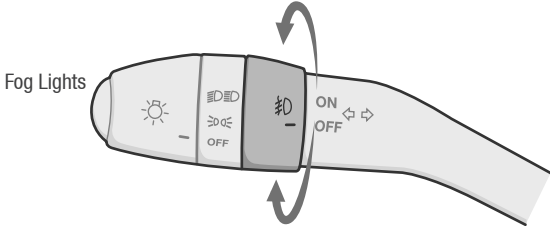
## 2010/2011 Product Source Booklet

ACCENT ELANTRA SONATA	2010 ACCENT		2010 ELANTRA		2010 SONATA		2011 SONATA	
	BLUE/GS	SE/GLS	BLUE/GLS/SE SEDAN	GLS/SE TOURING	GLS	SE/LIMITED	GLS	SE/LIMITED
								
<b>SAFETY</b>								
<b>Anti-Lock Braking System (ABS)</b>	Standard on SE; Optional on GS and GLS		Standard on all models					
<b>Electronic Brakeforce Distribution (EBD)</b>	Standard on SE; Optional on GS and GLS		Standard on all models					
<b>Electronic Stability Control (ESC)</b>	Not Available		Standard on SE Sedan/GLS and SE Touring		Standard on all models		Standard—ESC OFF button on left side of instrument panel	
			<ul style="list-style-type: none"> <li>An Insurance Institute for Highway Safety study showed that ESC is a powerful safety feature. The study found that ESC reduces the risk of all single-vehicle crashes by 41%.</li> </ul>					
<b>Traction Control System (TCS)</b>	Not Available		Standard on SE Sedan/GLS and SE Touring		Standard on all models			
<b>Airbags</b>	Six total: <ul style="list-style-type: none"> <li>2-stage front</li> <li>Two front side-impact</li> <li>Two side-curtain airbags</li> </ul>							
<b>Keyless Remote/Alarm</b>	Standard on SE; Optional on GS and GLS		<ul style="list-style-type: none"> <li>2-stage keyless remote unlock (first click opens driver door/second click opens all doors)</li> <li>Lock with panic and alarm, alarm sensor is blinking light on dash</li> </ul>				<ul style="list-style-type: none"> <li>Keyless Remote—Standard on GLS</li> <li>Proximity Key—Standard on SE and Limited</li> </ul>	
<b>Tire Pressure Monitoring System (TPMS)</b>	Standard on all models—The TPMS indicator light will alert the driver if one of the tires is approximately 5–6 pounds low.							





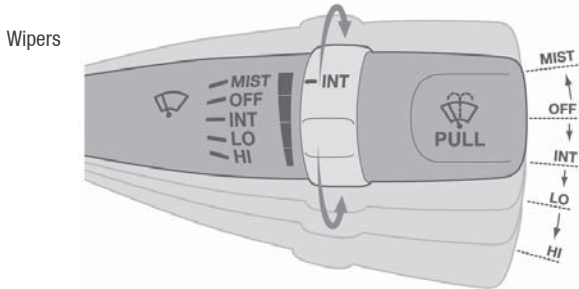
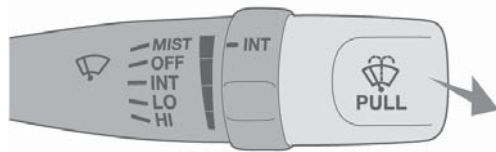
# 2010/2011 Product Source Booklet

ACCENT ELANTRA SONATA	2010 ACCENT		2010 ELANTRA		2010 SONATA		2011 SONATA	
	BLUE/GS	SE/GLS	BLUE/GLS/SE SEDAN	GLS/SE TOURING	GLS	SE/LIMITED	GLS	SE/LIMITED
								






## CONTROLS: HEADLIGHTS, WIPERS, MISC.

<b>Headlights</b>	<ul style="list-style-type: none"> <li>Halogen—Projector low beam</li> <li>Halogen—Reflector high beam</li> </ul>							
<b>Headlight Operation</b>	<p>HEADLIGHT SWITCH (located on the left end of turn signal lever) To operate headlights: Rotate switch.</p> <ul style="list-style-type: none"> <li>OFF: Headlights are off:                             <ul style="list-style-type: none"> <li>– Parking lights</li> <li>– Headlights</li> </ul> </li> </ul> <p><i>NOTE: Ignition must be on for headlights to operate.</i></p> <ul style="list-style-type: none"> <li>High beam activation—Push lever forward.</li> <li>Flash feature—Pull lever back and release.</li> </ul>				<p>HEADLIGHT SWITCH (located on the left end of turn signal lever) To operate headlights: Rotate switch.</p> <ul style="list-style-type: none"> <li>OFF: Headlights are off:                             <ul style="list-style-type: none"> <li>– Parking lights</li> <li>– Headlights</li> </ul> </li> <li>AUTO: Auto on (if equipped)</li> </ul> <p><i>NOTE: Ignition must be on for headlights to operate.</i></p> <ul style="list-style-type: none"> <li>High beam activation—Push lever forward.</li> <li>Flash feature—Pull lever back and release.</li> </ul>		<p>HEADLIGHT SWITCH (located on the left end of turn signal lever) To operate headlights: Rotate switch.</p> <ul style="list-style-type: none"> <li>OFF: Headlights are off:                             <ul style="list-style-type: none"> <li>– Parking lights</li> <li>– Headlights</li> </ul> </li> <li>Daytime running lights—standard</li> <li>AUTO: Auto on—Standard on SE and Limited, Optional on GLS</li> </ul> <p><i>NOTE: Ignition must be on for headlights to operate.</i></p> <ul style="list-style-type: none"> <li>High beam activation—Push lever forward.</li> <li>Flash feature—Pull lever back and release.</li> </ul>	
								
<b>Fog Lights</b>	SE only		SE only		Standard on SE and Limited			
<b>Fog Light Operation</b>	<p>FOG LIGHT SWITCH—Rotate switch to on. <i>NOTE: Fog lights function on low beam only.</i></p>							
								
<b>Tail Lights</b>	<ul style="list-style-type: none"> <li>Halogen</li> </ul>							
<b>Outside Mirrors</b>	<ul style="list-style-type: none"> <li>Power mirrors—Standard on SE; Optional on GS and GLS</li> </ul>		<ul style="list-style-type: none"> <li>Heated/bi-fold</li> </ul>		<ul style="list-style-type: none"> <li>Heated/non-bi-fold</li> </ul>		<ul style="list-style-type: none"> <li>Heated/bi-fold</li> <li>Turn signal indicators—Limited</li> </ul>	





## 2010/2011 Product Source Booklet

ACCENT ELANTRA SONATA	2010 ACCENT		2010 ELANTRA		2010 SONATA		2011 SONATA	
	BLUE/GS	SE/GLS	BLUE/GLS/SE SEDAN	GLS/SE TOURING	GLS	SE/LIMITED	GLS	SE/LIMITED
								
<b>CONTROLS: HEADLIGHTS, WIPERS, MISC. (CONTINUED)</b>								
<b>Trunk/Tailgate</b>	<ul style="list-style-type: none"> <li>Key cylinder, key fob and interior driver door remotes</li> </ul>				<ul style="list-style-type: none"> <li>Trunk has no key cylinder, includes key fob remote and driver door-mounted interior remote</li> </ul>		<ul style="list-style-type: none"> <li>Key cylinder, key fob and interior driver door remotes</li> </ul>	
<b>Wipers</b>	<ul style="list-style-type: none"> <li>2-speed with variable intermittent and mist feature</li> <li>Elantra Touring includes rear wiper</li> </ul>							
<b>Wiper Operation</b>	<p>To activate the windshield wipers, move the wiper/washer switch on the right lever to one of the four positions:</p> <ul style="list-style-type: none"> <li>MIST—Single wipe</li> <li>INT—Intermittent wipe</li> <li>LO—Low wiper speed</li> <li>HI—High wiper speed</li> </ul>							
	<p style="text-align: center;">Wipers</p> 							
<b>Wipe/Wash Operation</b>	<p>To use the windshield washer, pull the wiper/washer lever towards you. When the washer is operated, the wipers automatically make two passes across the windshield. The washer continues to operate until the lever is released.</p>							
	<p style="text-align: center;">Washers</p> 							

## 2010/2011 Product Source Booklet

ACCENT ELANTRA SONATA	2010 ACCENT		2010 ELANTRA		2010 SONATA		2011 SONATA		
	BLUE/GS	SE/GLS	BLUE/GLS/SE SEDAN	GLS/SE TOURING	GLS	SE/LIMITED	GLS	SE/LIMITED	
									
<b>ENGINE/TRANSMISSION</b>									
<b>Engine</b>	<ul style="list-style-type: none"> <li>1.6-liter DOHC 16-valve 4-cylinder:                             <ul style="list-style-type: none"> <li>Continuously Variable Valve Timing (CVT)</li> <li>110 horsepower @ 6,000 rpm;</li> <li>106 lb.-ft. of torque @ 4,500 rpm</li> <li>Runs on regular unleaded fuel</li> </ul> </li> </ul>		<ul style="list-style-type: none"> <li>2.0-liter DOHC 16-valve 4-cylinder:                             <ul style="list-style-type: none"> <li>Continuously Variable Valve Timing (CVT)</li> <li>ULEV: 138 horsepower @ 6,000 rpm;</li> <li>136 lb.-ft. of torque @ 4,600 rpm</li> <li>PZEV: 132 horsepower @ 6,000 rpm;</li> <li>133 lb.-ft. of torque @ 4,600 rpm</li> <li>Runs on regular unleaded fuel</li> </ul> </li> </ul>		<ul style="list-style-type: none"> <li>2.4-liter DOHC 16-valve 4-cylinder:                             <ul style="list-style-type: none"> <li>Continuously Variable Valve Timing (CVT)</li> <li>ULEV:                                     <ul style="list-style-type: none"> <li>175 horsepower @ 6,000 rpm;</li> <li>168 lb.-ft. of torque @ 4,000 rpm</li> </ul> </li> <li>PZEV:                                     <ul style="list-style-type: none"> <li>168 horsepower @ 6,000 rpm;</li> <li>163 lb.-ft. of torque @ 4,000 rpm</li> </ul> </li> <li>Runs on regular unleaded fuel</li> </ul> </li> <li>3.3-liter V6:                             <ul style="list-style-type: none"> <li>Continuously Variable Valve Timing (CVT)</li> <li>Variable Intake System (VIS)</li> <li>Iridium-tipped spark plugs</li> <li>249 horsepower @ 6,000 rpm;</li> <li>229 lb.-ft. of torque @ 4,500 rpm</li> <li>Runs on regular unleaded fuel</li> </ul> </li> </ul>		<ul style="list-style-type: none"> <li>Theta II 2.4-liter DOHC 16-valve 4-cylinder                             <ul style="list-style-type: none"> <li>Dual Continuously Variable Valve Timing (CVT)</li> <li>Gasoline Direct Injection (GDI)</li> <li>ULEV:                                     <ul style="list-style-type: none"> <li>198 horsepower @ 6,300 rpm;</li> <li>184 lb.-ft. of torque @ 4,250 rpm</li> </ul> </li> <li>SE:                                     <ul style="list-style-type: none"> <li>200 horsepower @ 6,300 rpm;</li> <li>186 lb.-ft. of torque @ 4,250 rpm</li> </ul> </li> <li>PZEV:                                     <ul style="list-style-type: none"> <li>190 horsepower @ 6,300 rpm;</li> <li>179 lb.-ft. of torque @ 4,250 rpm</li> </ul> </li> <li>Runs on regular unleaded fuel</li> </ul> </li> </ul>		
<b>Timing Belt/Chain</b>	<ul style="list-style-type: none"> <li>Timing belts: Recommended service interval of 60,000 miles</li> </ul>				<ul style="list-style-type: none"> <li>Timing chains: Unlimited inspection only</li> </ul>				
<b>Fuel Tank (gal.)</b>	11.9, unleaded fuel		14.0, unleaded fuel		17.7, unleaded fuel		18.5, unleaded fuel		
<b>Fuel Economy— City/Highway (mpg)</b>	Blue 5-speed manual transmission: 27/36 GS/SE/GLS 5-speed manual transmission: 28/34 4-speed automatic transmission: 27/36		Blue 5-speed manual transmission: 26/35 GLS/SE 4-speed automatic transmission: 26/34 Touring 5-speed manual transmission: 23/31 Touring 4-speed automatic transmission: 23/30		2.4-liter 5-speed manual transmission: 21/32 2.4-liter 5-speed automatic transmission: 22/32 3.3-liter 5-speed automatic transmission: 19/22		2.4-liter 6-speed manual transmission: 24/35 2.4-liter 6-speed automatic transmission: 22/35		

## 2010/2011 Product Source Booklet





AZERA GENESIS	2010 AZERA		2010 GENESIS		2010 GENESIS COUPE					
	GLS	LIMITED	BASE	TECHNOLOGY PACKAGE	2.0T	2.0T PREMIUM	2.0T TRACK	3.8	3.8 GRAND TOURING	3.8 TRACK
										

### ELECTRONICS: AUDIO, NAVIGATION, BLUETOOTH®

<b>Audio System</b>	<ul style="list-style-type: none"> <li>Autonet 172-watt 6-speaker AM/FM/XM®/CD/MP3—Standard</li> </ul>	<ul style="list-style-type: none"> <li>Premium Infinity® 315-watt 10-speaker AM/FM/XM®/in-dash 6-disc CD changer—Standard</li> <li>Premium Infinity® LOGIC 7® 605-watt 12-speaker surround sound AM/FM/XM®/in-dash 6-disc CD changer, speed-sensing volume control—Optional</li> </ul>	<ul style="list-style-type: none"> <li>Autonet 330-watt 7-speaker AM/FM/XM®/CD/MP3—Standard</li> <li>Lexicon® 605-watt 14-speaker surround sound with 6-disc CD changer—Standard</li> <li>Lexicon® Discrete LOGIC 7® 528-watt 17-speaker 7.1 with HD Radio®—Optional</li> </ul>	<ul style="list-style-type: none"> <li>Autonet 170-watt 6-speaker AM/FM/XM®/CD/MP3 audio system</li> </ul>	<ul style="list-style-type: none"> <li>Infinity® 360-watt 10-speaker AM/FM/XM®/CD changer/MP3 audio system</li> </ul>	<ul style="list-style-type: none"> <li>Autonet 170-watt 6-speaker AM/FM/XM®/CD/MP3 audio system</li> </ul>	<ul style="list-style-type: none"> <li>Infinity® 360-watt 10-speaker AM/FM/XM®/CD changer/MP3 audio system</li> </ul>		
<b>Sirius XM® Satellite Radio</b>	<ul style="list-style-type: none"> <li>Includes free 3-month Sirius XM® trial subscription (not available in Hawaii or Alaska)</li> </ul>		<ul style="list-style-type: none"> <li>Includes free 3-month Sirius XM® trial subscription (not available in Hawaii or Alaska)</li> <li>Premium systems include free 3-month subscription to XM NavTraffic® (not available in Hawaii or Alaska)</li> </ul>		<ul style="list-style-type: none"> <li>Includes free 3-month Sirius XM® trial subscription (not available in Hawaii or Alaska)</li> </ul>				
<b>iPod®/USB Connection</b>	<ul style="list-style-type: none"> <li>iPod®/USB and MP3 auxiliary jacks—Center console (except if equipped with LG navigation system)</li> <li>Part number for the iPod® cable: PN 08620-2L000</li> </ul>		<ul style="list-style-type: none"> <li>iPod®/USB and MP3 auxiliary jacks—Center console</li> <li>Part number for the iPod® cable: PN 08620-2L000</li> </ul>		<ul style="list-style-type: none"> <li>Inside center console</li> <li>Part number for the iPod® cable: PN 00304 2L0P0</li> </ul>				
<b>DVD/Entertainment</b>	Not Available	<ul style="list-style-type: none"> <li>Optional</li> </ul>	Not Available	<ul style="list-style-type: none"> <li>6-disc DVD changer included with Ultimate Navigation System—Optional on 3.8 and 4.6</li> </ul>	Not Available				







## 2010/2011 Product Source Booklet

AZERA GENESIS	2010 AZERA		2010 GENESIS		2010 GENESIS COUPE					
	GLS	LIMITED	BASE	TECHNOLOGY PACKAGE	2.0T	2.0T PREMIUM	2.0T TRACK	3.8	3.8 GRAND TOURING	3.8 TRACK
										





### ELECTRONICS: AUDIO, NAVIGATION, BLUETOOTH® (CONTINUED)

<b>Navigation</b>	Not Available	<ul style="list-style-type: none"> <li>• LG® navigation system with touch screen and DVD player—Optional (Deletes CD-changer and iPod®/USB input jacks)</li> </ul>	<ul style="list-style-type: none"> <li>• DVD navigation system with touch screen and XM NavTraffic®—Optional on 3.8; Standard on 4.6 (Deletes CD-changer and HD Radio® Technology)</li> </ul>	<ul style="list-style-type: none"> <li>• Ultimate navigation system with 8-inch display, 6-disc DVD changer (touch screen navigation system not included) and XM NavTraffic®—Optional 3.8 and 4.6</li> </ul>	Not Available	<ul style="list-style-type: none"> <li>• Autonet® navigation system with 6.5-inch touch screen and 8Gb USB memory—Optional (Replaces Multi-Information Display)</li> </ul>	Not Available	<ul style="list-style-type: none"> <li>• Autonet® navigation system with 6.5-inch touch screen and 8Gb USB memory—Standard (Replaces Multi-Information Display)</li> </ul>
<b>Bluetooth® Hands-Free Phone System</b>	Bluetooth® installed at the port or at your dealership. These vehicles utilize the overhead sunglass case for this Bluetooth® installation. <i>NOTE: It is not synchronized with any audio systems.</i>		<ul style="list-style-type: none"> <li>• Bluetooth®—pairs up to seven phones, stores up to 128 numbers—Standard</li> <li>• Voice response feature programmable to English, French or Spanish</li> <li>• Bluetooth® with display and phonebook: DIS system mutes the audio, is speed-sensitive, adjusting volume automatically, Speech Dialog System activation—Technology Package</li> </ul>	<ul style="list-style-type: none"> <li>• Bluetooth®—pairs up to seven phones, stores up to 128 numbers—Standard; Not available on 2.0T R-Spec</li> <li>• Voice Response feature programmable to English, French or Spanish</li> </ul>				

## 2010/2011 Product Source Booklet

AZERA GENESIS	2010 AZERA		2010 GENESIS		2010 GENESIS COUPE						
	GLS	LIMITED	BASE	TECHNOLOGY PACKAGE	2.0T	2.0T PREMIUM	2.0T TRACK	3.8	3.8 GRAND TOURING	3.8 TRACK	
											
<b>COMFORT, CONVENIENCE</b>											
<b>Heating, Air Conditioning, Ventilation</b>	<ul style="list-style-type: none"> <li>Dual-control automatic air conditioning, heating, ventilation with outside temperature and cabin filter</li> </ul>				<ul style="list-style-type: none"> <li>Air conditioning</li> <li>Fully automatic temperature control—Optional on 2.0T Premium</li> </ul>			<ul style="list-style-type: none"> <li>Fully automatic temperature control</li> </ul>			
<b>Personal User Settings</b>	All user settings can be set by the Hyundai Dealership Service Department.			In the INFORMATION area of the Driver Information System (DIS), there is a CAR SETTINGS menu that allows owners to perform all personal settings, except for the HORN/BEEP and ALL DOORS UNLOCK with the Proximity Key.	All user settings can be set by the Hyundai Dealership Service Department.						
<b>Auto Lock Setting(s)</b>	<ul style="list-style-type: none"> <li>On/off</li> <li>Speed (around 25 mph)</li> <li>Shift lever (Drive)</li> </ul>			<ul style="list-style-type: none"> <li>On/off</li> <li>Speed (around 12 mph)</li> </ul>							
<b>Auto Unlock Setting(s)</b>	<ul style="list-style-type: none"> <li>On—No off setting</li> <li>Unlocks with shift lever—No option</li> </ul>		<ul style="list-style-type: none"> <li>On/off</li> <li>Shift lever (Drive)</li> <li>Driver door</li> <li>All doors—Interior</li> <li>All doors—Proximity button (outside)</li> </ul>			<ul style="list-style-type: none"> <li>On—No off setting</li> <li>Unlocks with key out—No option</li> </ul>					
<b>Horn/BEEP Answer Back Setting(s)</b>	<ul style="list-style-type: none"> <li>On/off</li> </ul>										
<b>Key Alarm Setting(s)</b>	<ul style="list-style-type: none"> <li>On/off</li> </ul>										
<b>Memory Seats</b>	Not Available	Integrated Memory System—Standard on Limited; includes: <ul style="list-style-type: none"> <li>Driver seat</li> <li>Outside mirrors</li> <li>Steering column</li> </ul> NOTE: Key must be on to set memory	Integrated Memory System—Optional on 3.8; Standard on 4.6; includes: <ul style="list-style-type: none"> <li>Driver seat</li> <li>Outside mirrors</li> <li>Steering column</li> </ul> NOTE: Key must be on to set memory; once memory has been set, the buttons work without the key	Not Available							

## 2010/2011 Product Source Booklet





AZERA GENESIS	2010 AZERA		2010 GENESIS		2010 GENESIS COUPE					
	GLS	LIMITED	BASE	TECHNOLOGY PACKAGE	2.0T	2.0T PREMIUM	2.0T TRACK	3.8	3.8 GRAND TOURING	3.8 TRACK
										

### COMFORT, CONVENIENCE (CONTINUED)

#### Personal User Settings (continued)

<b>Dome Light</b>	ON/OFF/ROOM: Turns on all interior lights, overrides all systems (will run battery down if left on). OFF: Turns off all interior lights. DOOR: When unlocked with key or remote, or if the door is opened when the car is unlocked, the interior lights will go on. As soon as the key is placed in the ignition, the lights will go out.	ON/OFF/ROOM: Turns on all interior lights, overrides all systems (will run battery down if left on). OFF: Turns off all interior lights. DOOR: When unlocked with key or remote, or if the door is opened when the car is unlocked, the interior lights will go on. As soon as the ignition is started, the lights will go out.	ON/OFF/ROOM: Turns on all interior lights, overrides all systems (will run battery down if left on). OFF: Turns off all interior lights. DOOR: When unlocked with key or remote, or if the door is opened when the car is unlocked, the interior lights will go on. As soon as the key is placed in the ignition, the lights will go out.
<b>Cool Boxes</b>	Not Available		
<b>HomeLink®</b>	Standard on all models		Not Available   Standard on all models   Not Available   Standard on all models
<b>Scuff Plates</b>	• Doorsill courtesy lights	• Illuminated scuff plates • Includes front and rear underdoor lights	Standard on all models   Premium
<b>AC Power Inverter</b>	Not Available		





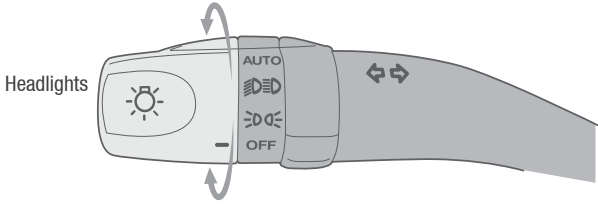
## 2010/2011 Product Source Booklet

AZERA GENESIS	2010 AZERA		2010 GENESIS		2010 GENESIS COUPE					
	GLS	LIMITED	BASE	TECHNOLOGY PACKAGE	2.0T	2.0T PREMIUM	2.0T TRACK	3.8	3.8 GRAND TOURING	3.8 TRACK
										





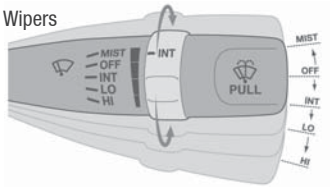
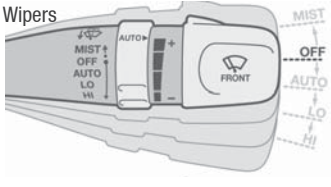
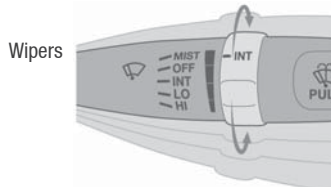
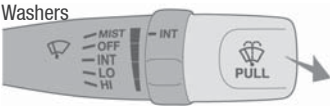
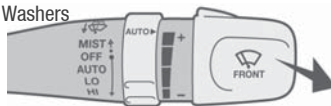
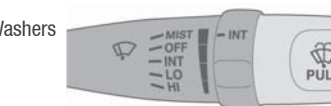
### SAFETY

<b>Anti-Lock Braking System (ABS)</b>	Standard on all models										
<b>Electronic Brakeforce Distribution (EBD)</b>	Standard on all models										
<b>Electronic Stability Control (ESC)</b>	Standard on all models <ul style="list-style-type: none"> <li>An Insurance Institute for Highway Safety study showed that ESC is a powerful safety feature. The study found that ESC reduces the risk of all single-vehicle crashes by 41%.</li> </ul>										
<b>Traction Control System (TCS)</b>	Standard on all models										
<b>Airbags</b>	Eight total: <ul style="list-style-type: none"> <li>2-stage front</li> <li>Two front side-impact</li> <li>Two rear side-impact</li> <li>Two side-curtain airbags</li> </ul>				Six total: <ul style="list-style-type: none"> <li>Two advanced front airbags</li> <li>Two front seat-mounted side airbags</li> <li>Two side-curtain airbags</li> </ul>						
<b>Keyless Remote/Alarm</b>	<ul style="list-style-type: none"> <li>2-stage keyless remote unlock (First click opens driver door/second click opens all doors.)</li> <li>Lock with panic and alarm, alarm sensor is blinking light on dash.</li> </ul>		<ul style="list-style-type: none"> <li>All features plus Proximity Keyless Entry—Front doors and trunk, see Owner's Manual for details.</li> </ul>		<ul style="list-style-type: none"> <li>2-stage keyless remote unlock. (First click opens driver door/ second click opens all doors.)</li> <li>Lock with panic and alarm, alarm sensor is blinking light on dash.</li> </ul>		<ul style="list-style-type: none"> <li>Proximity Keyless Entry, see Owner's Manual for details.</li> </ul>		<ul style="list-style-type: none"> <li>2-stage keyless remote unlock. (First click opens driver door/ second click opens all doors.)</li> <li>Lock with panic and alarm, alarm sensor is blinking light on dash.</li> </ul>		<ul style="list-style-type: none"> <li>Proximity Keyless Entry, see Owner's Manual for details</li> </ul>
<b>Tire Pressure Monitoring System (TPMS)</b>	<ul style="list-style-type: none"> <li>The TPMS indicator light will alert the driver if one of the tires is approximately 5–6 pounds low.</li> </ul>										





## 2010/2011 Product Source Booklet

AZERA GENESIS	2010 AZERA		2010 GENESIS		2010 GENESIS COUPE						
	GLS	LIMITED	BASE	TECHNOLOGY PACKAGE	2.0T	2.0T PREMIUM	2.0T TRACK	3.8	3.8 GRAND TOURING	3.8 TRACK	
											
<b>CONTROLS: HEADLIGHTS, WIPERS, MISC.</b>											
<b>Headlights</b>	<ul style="list-style-type: none"> <li>• Halogen—Projector low beam</li> <li>• Halogen—Reflector high beam</li> </ul>		<ul style="list-style-type: none"> <li>• High-Intensity Discharge/ auto-leveling and cornering—Technology Package</li> </ul>		<ul style="list-style-type: none"> <li>• Halogen—Projector low beam</li> <li>• Halogen—Reflector high beam</li> </ul>		<ul style="list-style-type: none"> <li>• High-Intensity Discharge/ auto-leveling</li> </ul>	<ul style="list-style-type: none"> <li>• Halogen—Projector low beam</li> <li>• Halogen—Reflector high beam</li> </ul>		<ul style="list-style-type: none"> <li>• High-Intensity Discharge/auto-leveling</li> </ul>	
<b>Headlight Operation</b>	<p>HEADLIGHT SWITCH (located on the left end of turn signal lever) To operate headlights: Rotate switch</p> <ul style="list-style-type: none"> <li>• OFF: Headlights are off:                             <ul style="list-style-type: none"> <li>– Parking lights</li> <li>– Headlights</li> </ul> </li> <li>• AUTO: Auto light (auto feature not available on Genesis Coupe 2.0T R-Spec)</li> </ul> <p><i>NOTE: The ignition switch must be in the on position to turn the headlights on.</i></p> <ul style="list-style-type: none"> <li>• High beam activation: Push the lever forward.</li> <li>• Flash feature: Pull the lever toward you and release.</li> </ul>										
											
<b>Fog Lights</b>	<ul style="list-style-type: none"> <li>• Halogen</li> </ul>				Not Available		<ul style="list-style-type: none"> <li>• Standard on all models</li> </ul>				
<b>Tail Lights</b>	<ul style="list-style-type: none"> <li>• LED</li> </ul>				<ul style="list-style-type: none"> <li>• Conventional</li> </ul>						
<b>Outside Mirrors</b>	<ul style="list-style-type: none"> <li>• Heated—Standard on all models</li> <li>• Electric folding, repeater lights—Limited</li> </ul>		<ul style="list-style-type: none"> <li>• Heated, manual folding, side repeater lights—Standard on all models</li> <li>• Blind Spot Warning System—Optional</li> </ul>		<ul style="list-style-type: none"> <li>• Dual power mirrors</li> </ul>				<ul style="list-style-type: none"> <li>• Dual power mirrors with heated lenses and turn signal repeater</li> </ul>		
<b>Trunk/Tailgate</b>	<ul style="list-style-type: none"> <li>• Key cylinder, key fob, micro-touch release and an interior driver door remote</li> </ul>		<ul style="list-style-type: none"> <li>• Proximity Key, key cylinder, key fob and interior driver door remotes</li> </ul>		<ul style="list-style-type: none"> <li>• Fully lined</li> <li>• Remote rear seat release</li> <li>• Trunk release—driver door</li> </ul>						




## 2010/2011 Product Source Booklet

AZERA GENESIS	2010 AZERA		2010 GENESIS		2010 GENESIS COUPE						
	GLS	LIMITED	BASE	TECHNOLOGY PACKAGE	2.0T	2.0T PREMIUM	2.0T TRACK	3.8	3.8 GRAND TOURING	3.8 TRACK	
											
<b>CONTROLS: HEADLIGHTS, WIPERS, MISC. (CONTINUED)</b>											
<b>Wipers</b>	<ul style="list-style-type: none"> <li>• 2-speed with variable intermittent, speed sensitive with mist feature</li> </ul>		<ul style="list-style-type: none"> <li>• Auto setting activates the wipers when it detects rain on the windshield—Optional on 3.8L; Standard on 4.6L</li> </ul>		<ul style="list-style-type: none"> <li>• 2-speed with variable intermittent and mist feature</li> </ul>						
<b>Wiper Operation</b>	<p>To activate the windshield wipers, move the wiper/washer switch on the right lever to one of the four positions:</p> <ul style="list-style-type: none"> <li>• MIST—Single wipe</li> <li>• INT—Intermittent wipe</li> <li>• LO—Low wiper speed</li> <li>• HI—High wiper speed</li> </ul>		<p>To activate the windshield wipers, move the wiper/washer switch on the right lever to one of the four positions:</p> <ul style="list-style-type: none"> <li>• MIST—This feature allows the windshield wipers to make a single wipe to clear any mist on the windshield. Move the windshield wiper/washer switch upward.</li> <li>• AUTO—First downward position. This setting activates the wipers when it detects rain on the windshield.</li> <li>• LO—Low-speed operation is the second downward position.</li> <li>• HI—High-speed operation is the third downward position.</li> </ul>		<p>To activate the windshield wipers, move the wiper/washer switch on the right lever to one of the four positions:</p> <ul style="list-style-type: none"> <li>• MIST—Single wipe</li> <li>• INT—Intermittent wipe</li> <li>• LO—Low wiper speed</li> <li>• HI—High wiper speed</li> </ul>						
	<p>Wipers</p> 		<p>Wipers</p> 		<p>Wipers</p> 						
<b>Wipe/Wash Operation</b>	<p>To use the windshield washer, pull the wiper/washer lever toward you. When the washer is operated, the wipers automatically make two passes across the windshield. The washer continues to operate until the lever is released.</p>										
	<p>Washers</p> 		<p>Washers</p> 		<p>Washers</p> 						

## 2010/2011 Product Source Booklet

AZERA GENESIS	2010 AZERA		2010 GENESIS		2010 GENESIS COUPE					
	GLS	LIMITED	BASE	TECHNOLOGY PACKAGE	2.0T	2.0T PREMIUM	2.0T TRACK	3.8	3.8 GRAND TOURING	3.8 TRACK
										
ENGINE/TRANSMISSION										
Engine	<ul style="list-style-type: none"> <li>• 3.3-liter V6                             <ul style="list-style-type: none"> <li>– Continuously Variable Valve Timing (CVT)</li> <li>– 234 horsepower @ 6,000 rpm; 226 lb.-ft. of torque @ 3,500 rpm</li> <li>– Variable Intake System</li> <li>– Iridium-tipped spark plugs</li> <li>– Runs on regular unleaded fuel</li> </ul> </li> </ul>	<ul style="list-style-type: none"> <li>• 3.8-liter V6                             <ul style="list-style-type: none"> <li>– Continuously Variable Valve Timing (CVT)</li> <li>– 263 horsepower @ 6,000 rpm; 257 lb.-ft. of torque @ 4,500 rpm</li> <li>– Variable Intake System</li> <li>– Iridium-tipped spark plugs</li> <li>– Runs on regular unleaded fuel</li> </ul> </li> </ul>	<ul style="list-style-type: none"> <li>• 3.8-liter V6                             <ul style="list-style-type: none"> <li>– Continuously Variable Valve Timing (CVT)</li> <li>– 290 horsepower @ 6,200 rpm; 264 lb.-ft. of torque @ 4,500 rpm</li> <li>– Variable Intake System</li> <li>– Iridium-tipped spark plugs</li> <li>– Runs on regular unleaded fuel</li> </ul> </li> </ul>	<ul style="list-style-type: none"> <li>• 4.6-liter V8                             <ul style="list-style-type: none"> <li>– Continuously Variable Valve Timing (CVT)</li> <li>– 385 horsepower @ 6,000 rpm; 378 lb.-ft. of torque @ 6,500 rpm</li> <li>– Variable Intake System</li> <li>– Iridium-tipped spark plugs</li> <li>– Runs on regular unleaded fuel</li> </ul> </li> </ul>	<ul style="list-style-type: none"> <li>• 2.0-liter turbocharged and intercooled 4-cylinder                             <ul style="list-style-type: none"> <li>– Continuously Variable Valve Timing (CVT)</li> <li>– 210 horsepower @ 6,000 rpm; 223 lb.-ft. of torque @ 2,000 rpm</li> <li>– Cold air intake system</li> <li>– Runs on regular unleaded fuel</li> </ul> </li> </ul>			<ul style="list-style-type: none"> <li>• 3.8-liter V6                             <ul style="list-style-type: none"> <li>– Dual Continuously Variable Valve Timing</li> <li>– 306 horsepower @ 6,300 rpm; 266 lb.-ft. of torque @ 4,700 rpm</li> <li>– Cold air intake system</li> <li>– Runs on regular unleaded fuel</li> </ul> </li> </ul>		
Timing Belt/Chain	• Timing chains: Unlimited inspection only				• Timing belts: Recommended service interval of 60,000 miles			• Timing chains: Unlimited inspection only		
Fuel Tank (gal.)	19.8, unleaded fuel		19.3, unleaded fuel	20.3, unleaded fuel	17.2, unleaded fuel					
Fuel Economy—City/Highway (mpg)	Automatic transmission: 18/26	Automatic transmission: 17/26	Automatic transmission: 18/27	Automatic transmission: 17/25	6-speed manual transmission: 21/30 5-speed automatic transmission: 20/30		6-speed manual transmission: 21/30	6-speed manual transmission: 17/26 6-speed automatic transmission: 17/27		

## 2010/2011 Product Source Booklet

TUCSON SANTA FE VERACRUZ	2010 TUCSON	2010 SANTA FE	2010 VERACRUZ
	GLS/SE/LIMITED	GLS/SE/LIMITED	GLS/LIMITED
			
<b>ELECTRONICS: AUDIO, NAVIGATION, BLUETOOTH®</b>			
<b>Audio System</b>	<ul style="list-style-type: none"> <li>Autonet® 160-watt 6-speaker AM/FM/XM®/CD/MP3—Standard</li> <li>Autonet® 360-watt 7-speaker AM/FM/XM®/CD/MP3 with separate amp and subwoofer—Optional</li> </ul>	<ul style="list-style-type: none"> <li>Autonet 120-watt 6-speaker AM/FM/XM®/CD/MP3—Standard</li> <li>Infinity® Logic 7® 605-watt 10-speaker AM/FM/XM®/6-disc CD changer/MP3 player surround sound audio system—Optional on Limited</li> </ul>	<ul style="list-style-type: none"> <li>Autonet 172-watt 6-speaker AM/FM/XM®/CD/MP3—GLS</li> <li>Infinity® 314-watt 8-speaker CD/MP3 changer with subwoofer and external amp—Standard on Limited</li> <li>Infinity® Logic 7® 605-watt 10 speaker surround sound—Optional on Limited</li> </ul>
<b>CD Changer</b>	Not Available	<ul style="list-style-type: none"> <li>6-disc CD changer—Optional on Limited</li> </ul>	<ul style="list-style-type: none"> <li>6-disc CD changer—Limited</li> </ul>
<b>Sirius XM® Satellite Radio</b>	<ul style="list-style-type: none"> <li>All audio systems include free 3-month Sirius XM® trial subscription</li> </ul>		
<b>USB/Auxiliary Input Jack</b>	<ul style="list-style-type: none"> <li>USB/iPod®/MP3 auxiliary jacks</li> </ul>	<ul style="list-style-type: none"> <li>USB/iPod®/MP3 auxiliary jacks (located in front center console between heated seat buttons).</li> </ul>	<ul style="list-style-type: none"> <li>Auxiliary jack/USB/iPod® inputs—Standard on non-navigation models (located in covered compartment directly to the front of TGS knob)</li> </ul>
<b>DVD/Rear-Seat Entertainment System</b>	Not Available	Not Available	<ul style="list-style-type: none"> <li>DVD-based rear-seat entertainment with roof-mounted 8-inch LCD screen—Optional on Limited</li> </ul>
<b>Navigation</b>	<ul style="list-style-type: none"> <li>Autonet navigation with 6.5-inch touch screen, voice recognition, rearview camera, Bluetooth® audio streaming and XM NavTraffic®—Optional</li> </ul>	<ul style="list-style-type: none"> <li>Autonet navigation with 6.5-inch touch screen, voice recognition, rearview camera, Bluetooth® audio streaming and XM NavTraffic®—Optional</li> </ul>	<ul style="list-style-type: none"> <li>LG navigation with 6.5-inch touch screen—Optional only on Limited</li> </ul>
<b>Bluetooth® Hands-Free Phone System</b>	Factory installed in vehicle: <ul style="list-style-type: none"> <li>Optional—GLS</li> <li>Standard—Limited</li> </ul>	Factory installed in vehicle: <ul style="list-style-type: none"> <li>Standard—Limited</li> </ul>	Bluetooth® installed at the port or at your dealership. These vehicles utilize the overhead sunglass case for this Bluetooth® installation. <i>NOTE: It is not synchronized with any audio systems.</i>
<b>COMFORT, CONVENIENCE</b>			
<b>Heating, Air Conditioning, Ventilation</b>	<ul style="list-style-type: none"> <li>Manual air conditioning—Standard on GLS</li> <li>Dual-zone automatic temperature control air conditioning with Clean Air Ionizer (CAI)—Standard on Limited</li> </ul>	<ul style="list-style-type: none"> <li>Manual air conditioning—Standard on GLS and SE</li> <li>Dual-zone automatic temperature control air conditioning—Standard on Limited</li> </ul>	<ul style="list-style-type: none"> <li>Manual air conditioning with rear controls—Standard on GLS</li> <li>Dual-zone automatic temperature control with Air Quality System (AQS)—Optional on GLS; Standard on Limited</li> </ul>
<b>Rear-Seat Climate Controls</b>	Not Available	<ul style="list-style-type: none"> <li>2nd-row HVAC vents (B-column-mounted)</li> </ul>	<ul style="list-style-type: none"> <li>Rear-seat climate controls with B-pillar vents—Standard</li> <li>2nd- and 3rd-row roof vents—Standard</li> </ul>
<b>2nd-Row Seats</b>	<ul style="list-style-type: none"> <li>60/40 split bench, fold-flat driver and passenger side</li> </ul>	<ul style="list-style-type: none"> <li>60/40 split bench, fold-flat driver side, flip-fold flat-fold passenger-side</li> </ul>	<ul style="list-style-type: none"> <li>60/40 split bench, fold-flat driver and passenger side</li> </ul>
<b>2nd-Row Reading Lights</b>	Not Available		<ul style="list-style-type: none"> <li>2nd-row reading lights—Standard on all models</li> </ul>
<b>Rear Power Sliding Doors</b>	Not Available		
<b>3rd-Row Seats</b>	Not Available	Not Available	<ul style="list-style-type: none"> <li>3rd-row seat is 50/50 split with fold flat into floor—Standard on all models</li> </ul>



## 2010/2011 Product Source Booklet

TUCSON SANTA FE VERACRUZ	2010 TUCSON	2010 SANTA FE	2010 VERACRUZ
	GLS/SE/LIMITED	GLS/SE/LIMITED	GLS/LIMITED
			

### COMFORT, CONVENIENCE (CONTINUED)

<b>Personal User Settings</b>	All user settings can be set by the Hyundai Dealership Service Department.		
<b>Auto Lock Setting(s)</b>	<ul style="list-style-type: none"> <li>On/off</li> <li>Speed (around 25 mph)</li> <li>Shift lever (Drive)</li> </ul>	<ul style="list-style-type: none"> <li>On/off</li> <li>Speed (around 25 mph)</li> </ul>	<ul style="list-style-type: none"> <li>On/off</li> <li>Speed (around 25 mph)</li> <li>Shift lever (Drive)</li> </ul>
<b>Auto Unlock Setting(s)</b>	<ul style="list-style-type: none"> <li>On/off</li> <li>Shift lever (Drive)</li> <li>Driver door</li> <li>All doors—Interior</li> <li>Key out</li> </ul>	<ul style="list-style-type: none"> <li>On—No off setting</li> <li>Unlocks with shift lever—No option</li> </ul>	<ul style="list-style-type: none"> <li>On/off</li> <li>Shift lever (Drive)</li> <li>Driver door</li> <li>All doors—Interior</li> <li>Key out</li> </ul>
<b>Horn/Beep Answer Back Setting(s)</b>	Not Available		<ul style="list-style-type: none"> <li>On/off</li> </ul>
<b>Key Alarm Setting(s)</b>	Not Available	<ul style="list-style-type: none"> <li>On/off</li> </ul>	
<b>Memory Seat</b>	Not Available		<ul style="list-style-type: none"> <li>Driver seat, outside mirrors, steering column—Optional on GLS; Standard on Limited</li> </ul>
<b>Integrated Memory System (IMS)</b>	Not Available		<ul style="list-style-type: none"> <li>Memory system that saves power mirrors, seat and steering wheel settings—Standard on Limited</li> </ul>
<b>Remote Settings</b>	<ul style="list-style-type: none"> <li>Hood</li> <li>Fuel-filler door</li> </ul>		<ul style="list-style-type: none"> <li>Hood</li> <li>Fuel-filler door</li> <li>Power tailgate</li> </ul>
<b>Tilt and Telescopic Operation</b>	<ul style="list-style-type: none"> <li>Manual tilt—Standard</li> <li>Manual telescopic—Optional on GLS; Standard on Limited</li> </ul>	<ul style="list-style-type: none"> <li>Manual—Standard on all models</li> </ul>	<ul style="list-style-type: none"> <li>Manual—GLS</li> <li>Power—Limited</li> </ul>
<b>Dome Light</b>	ON/OFF/ROOM: Turns on all interior lights, overrides all systems (will run battery down if left on). OFF: Turns off all interior lights. DOOR: When unlocked with key or remote, or if the door is opened when the car is unlocked, the interior lights will go on. As soon as the key is placed in the ignition, the lights will go out.		
<b>Cool Box</b>	Not Available		<ul style="list-style-type: none"> <li>Cooled center console armrest storage—Standard</li> </ul>
<b>HomeLink®</b>	Electrochromic auto-dimming mirror with HomeLink® available on all models	Standard on Limited V6	Standard on Limited
<b>Conversation Mirror</b>	Not Available		Standard on Limited
<b>AC Power Inverter</b>	Not Available	115-volt power outlet—Standard on Limited	115-volt power outlet—Standard on Limited
	115-volt power outlet works with standard household appliances up to 150 watts (no hair dryers or microwaves, but fine for laptops, lamps and LCD TVs).		
<b>Power Outlets</b>	3	3	3

## 2010/2011 Product Source Booklet

TUCSON SANTA FE VERACRUZ	2010 TUCSON	2010 SANTA FE	2010 VERACRUZ
	GLS/SE/LIMITED	GLS/SE/LIMITED	GLS/LIMITED
			




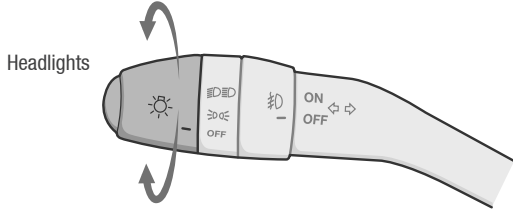
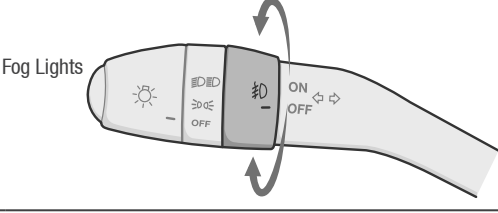
### COMFORT, CONVENIENCE (CONTINUED)

<b>Tinted/Privacy Glass</b>	<ul style="list-style-type: none"> <li>Tinted glass front—Standard</li> <li>Privacy glass B-pillar rearward—Optional on GLS; standard on Limited</li> <li>Solar glass windshield and front door windows—Standard on Limited</li> </ul>	<ul style="list-style-type: none"> <li>Tinted glass front—Standard on all models</li> <li>Privacy glass B-pillar rearward—Standard on all models</li> </ul>	<ul style="list-style-type: none"> <li>Solar glass windshield and front door windows—Standard on all models</li> <li>Privacy glass B-pillar rearward—Standard on all models</li> </ul>
-----------------------------	--	---	--




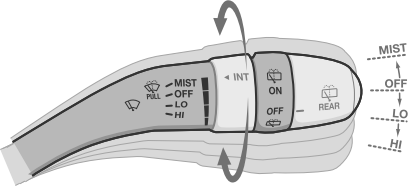
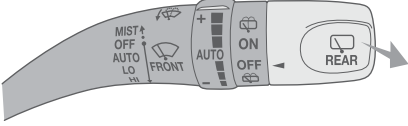
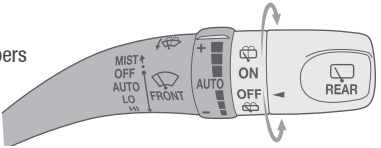
### SAFETY

<b>Anti-Lock Braking System (ABS)</b>	Standard on all models		
<b>Electronic Brakeforce Distribution (EBD)</b>	Standard on all models		
<b>Electronic Stability Control (ESC)</b>	Standard on all models <ul style="list-style-type: none"> <li>An Insurance Institute for Highway Safety study showed that ESC is a powerful safety feature. The study found that ESC reduces the risk of all single-vehicle crashes by 41%.</li> </ul>		
<b>Traction Control System (TCS)</b>	Standard on all models		
<b>Front-Seat Active Head Restraints</b>	<ul style="list-style-type: none"> <li>Provides extra protection against whiplash in rear-end collisions—Standard on all models</li> </ul>		
<b>Airbags</b>	<ul style="list-style-type: none"> <li>2-stage deflator (advanced) on two front airbags</li> <li>Seat-mounted side-impact airbags</li> <li>Side-curtain airbags</li> </ul>		<ul style="list-style-type: none"> <li>2-stage deflator (advanced) on two front airbags</li> <li>Seat-mounted side-impact for all three rows of passengers</li> <li>Side-curtain airbags for all three rows of passengers</li> </ul>
<b>Alarm Sensor</b>	<ul style="list-style-type: none"> <li>Remote keyless entry system with alarm</li> </ul>		<ul style="list-style-type: none"> <li>Proximity Key unlocks the doors as you approach—Limited</li> <li>Immobilizer security feature—Limited</li> </ul> <p><i>NOTE: No trunk on Proximity Key</i></p>
<b>Rear Window Defroster</b>	<ul style="list-style-type: none"> <li>Electronic with timer</li> </ul>		
<b>Windshield Deicer</b>	<ul style="list-style-type: none"> <li>Standard on Limited</li> </ul> Heats the lower section of the windshield so the wipers do not freeze to the windshield in cold weather; operated by press of button.	<ul style="list-style-type: none"> <li>Standard on SE and Limited</li> </ul>	<ul style="list-style-type: none"> <li>Standard on Limited</li> </ul>
<b>All-Wheel-Drive System</b>	<ul style="list-style-type: none"> <li>Advanced electronic all-wheel-drive system includes driver-selectable AWD lock—Optional</li> </ul>	<ul style="list-style-type: none"> <li>Borg Warner® electronic all-wheel drive—Optional on GLS and Limited</li> </ul>	<ul style="list-style-type: none"> <li>All-wheel-drive system minimizes the number of sensors by using the Intelligent Torque Controlled Coupling (ITCC) Toyota Koki Automotive Systems; control for all driving conditions.</li> </ul>
<b>Back-Up Warning System</b>	<ul style="list-style-type: none"> <li>Rearview camera included with optional navigation system</li> </ul>		<ul style="list-style-type: none"> <li>Standard on all models</li> </ul>
<b>Parking Brake</b>	<ul style="list-style-type: none"> <li>Manual—Hand</li> <li>Automatic—Foot</li> </ul>		<ul style="list-style-type: none"> <li>Automatic—Foot</li> </ul>
<b>Lighted Door Scuff Plates</b>	Not Available		<ul style="list-style-type: none"> <li>Standard front only—Limited</li> </ul>
<b>Tire Pressure Monitoring System (TPMS)</b>	<ul style="list-style-type: none"> <li>The TPMS indicator light will alert the driver if one of the tires is approximately 5–6 pounds low.</li> </ul>		




## 2010/2011 Product Source Booklet

TUCSON SANTA FE VERACRUZ	2010 TUCSON GLS/SE/LIMITED	2010 SANTA FE GLS/SE/LIMITED	2010 VERACRUZ GLS/LIMITED
			
<b>CONTROLS: HEADLIGHTS, WIPERS, MISC.</b>			
<b>Headlights</b>	<ul style="list-style-type: none"> <li>• Reflector type</li> <li>• Auto feature—Standard on Limited</li> </ul>	<ul style="list-style-type: none"> <li>• Reflector type</li> <li>• Auto feature—Optional on GLS; Standard on SE and Limited</li> </ul>	<ul style="list-style-type: none"> <li>• Projector</li> <li>• Auto feature—Standard</li> </ul>
<b>Headlight Operation</b>	<p>HEADLIGHT SWITCH (located on end of the left turn signal lever)</p> <p>To operate headlights: Rotate switch.</p> <ul style="list-style-type: none"> <li>• OFF: Headlights are off:               <ul style="list-style-type: none"> <li>– Parking lights</li> <li>– Headlights</li> </ul> </li> </ul> <p><i>NOTE: Ignition must be on for headlights to operate.</i></p> <ul style="list-style-type: none"> <li>• High beam activation—Push lever forward.</li> <li>• Flash feature—Pull lever back and release.</li> </ul>	<p>HEADLIGHT SWITCH (located on end of the left turn signal lever)</p> <p>To operate headlights: Rotate switch.</p> <ul style="list-style-type: none"> <li>• OFF: Headlights are off:               <ul style="list-style-type: none"> <li>– Parking lights</li> <li>– Headlights</li> </ul> </li> </ul> <p>AUTO: Auto Light</p> <p><i>NOTE: Ignition must be on for headlights to operate.</i></p> <ul style="list-style-type: none"> <li>• High beam activation—Push lever forward.</li> <li>• Flash feature—Pull lever back and release.</li> </ul>	
			
<b>Fog Lights</b>	<ul style="list-style-type: none"> <li>• Reflector type—Standard on Limited</li> </ul>	<ul style="list-style-type: none"> <li>• Reflector type—Standard on SE and Limited</li> </ul>	<ul style="list-style-type: none"> <li>• Reflector type—Standard</li> </ul>
<b>Fog Lights Operation</b>			
	<p>FOG LIGHT SWITCH—Rotate switch to on.</p> <p><i>NOTE: Fog lights function on low beam only.</i></p>		
<b>Tail Lights</b>	<ul style="list-style-type: none"> <li>• Rear combination tail lights</li> </ul>		

## 2010/2011 Product Source Booklet

TUCSON SANTA FE VERACRUZ	2010 TUCSON GLS/SE/LIMITED	2010 SANTA FE GLS/SE/LIMITED	2010 VERACRUZ GLS/LIMITED
			
<b>CONTROLS: HEADLIGHTS, WIPERS, MISC. (CONTINUED)</b>			
<b>Exterior Sideview Mirrors</b>	<ul style="list-style-type: none"> <li>• Dual power heated—Standard on all models</li> <li>• Heated—Optional on GLS; Standard on Limited</li> <li>• Side repeater lights—Standard on Limited</li> </ul>	<ul style="list-style-type: none"> <li>• Dual power</li> <li>• Manual folding</li> <li>• Heated</li> </ul>	<ul style="list-style-type: none"> <li>• Power heated, manual folding—Standard on all models</li> <li>• Bodycolor with approach lights and side repeater lights—Standard on all models</li> <li>• Auto-dimming and tilt-in-reverse—Standard on Limited</li> </ul>
<b>Tailgate Remote</b>	Not Available		<ul style="list-style-type: none"> <li>• Power tailgate—Optional on GLS; Standard on Limited</li> </ul>
<b>Front Wiper</b>	<ul style="list-style-type: none"> <li>• 2-speed with variable intermittent</li> </ul>		<ul style="list-style-type: none"> <li>• 2-speed intermittent with washer</li> </ul>
<b>Wiper Operation</b>	<p>To activate the windshield wipers, move the wiper/washer switch on the right lever to one of the four positions:</p> <ul style="list-style-type: none"> <li>• MIST—Single wipe</li> <li>• INT—Intermittent wipe</li> <li>• LO—Low wiper speed</li> <li>• HI—High wiper speed</li> </ul>		
	<p>Wipers</p> 		
<b>Wipe/Wash Operation</b>	<p>To use the windshield washer, pull the wiper/washer lever towards you. When the washer is operated, the wipers automatically make two passes across the windshield. The washer continues to operate until the lever is released.</p>		
	<p>Washers</p> 		
<b>Rear Wiper/Washer</b>	<ul style="list-style-type: none"> <li>• Standard with intermittent function</li> </ul>	<ul style="list-style-type: none"> <li>• Standard with intermittent function and washer</li> </ul>	
<b>Rear Wiper Operation</b>	<p>Rear wipers</p> 		
	All rear wipers cycle at different intervals, see Owner's Manual for details.		

## 2010/2011 Product Source Booklet

TUCSON SANTA FE VERACRUZ	2010 TUCSON	2010 SANTA FE	2010 VERACRUZ
	GLS/SE/LIMITED	GLS/SE/LIMITED	GLS/LIMITED
			
ENGINE/TRANSMISSION			
<b>Engine</b>	<ul style="list-style-type: none"> <li>2.4-liter Theta II 4-cylinder engine                             <ul style="list-style-type: none"> <li>Continuously Variable Valve Timing (CVT)</li> <li>Fed: 176 horsepower @ 6,000 rpm; 168 lb.-ft. of torque @ 4,000 rpm</li> <li>PZEV: 170 horsepower @ 6,000 rpm; 168 lb.-ft. of torque @ 4,000 rpm</li> <li>Variable Intake System</li> <li>Iridium-tipped spark plugs</li> <li>Runs on regular unleaded fuel</li> </ul> </li> </ul>	<ul style="list-style-type: none"> <li>2.4-liter Theta II 4-cylinder—GLS and Limited                             <ul style="list-style-type: none"> <li>175 horsepower @ 6,000 rpm; 169 lb.-ft. of torque @ 3,750 rpm</li> </ul> </li> <li>3.5-liter Lambda II V6—SE and Limited                             <ul style="list-style-type: none"> <li>Continuously Variable Valve Timing (CVT)</li> <li>276 horsepower @ 6,300 rpm; 248 lb.-ft. of torque @ 5,000 rpm</li> <li>Variable Intake System</li> <li>Iridium-tipped spark plugs</li> <li>Runs on regular unleaded fuel</li> </ul> </li> </ul>	<ul style="list-style-type: none"> <li>3.8-liter Lambda V6                             <ul style="list-style-type: none"> <li>Continuously Variable Valve Timing (CVT)</li> <li>260 horsepower @ 6,000 rpm; 257 lb.-ft. of torque @ 4,500 rpm</li> <li>Variable Intake System</li> <li>Iridium-tipped spark plugs</li> <li>Runs on regular unleaded fuel</li> </ul> </li> </ul>
<b>Timing Belt/Chain</b>	<ul style="list-style-type: none"> <li>Timing chains: Unlimited inspection only</li> </ul>		
<b>Fuel Tank (gal.)</b>	14.5, unleaded fuel	19.8, unleaded fuel	20.6, unleaded fuel
<b>Fuel Economy— City/Highway (mpg)</b>	Manual transmission FWD: 22/30 Automatic transmission FWD: 23/31 Automatic transmission AWD: 21/28	Manual transmission FWD: 19/26 Automatic transmission 2.4-liter FWD: 20/28 Automatic transmission 2.4-liter AWD: 21/27 Automatic transmission 3.5-liter FWD: 20/26 Automatic transmission 3.5-liter AWD: 20/26	FWD: 17/23 AWD: 16/22
<b>Additional Features</b>	<ul style="list-style-type: none"> <li><b>Hillstart Assist Control</b> is designed to minimize backward rolling on a steep hill. This feature will give you 2-3 seconds to move your foot from the brake to the accelerator pedal before the brake is released. Please be sure your customers are aware the vehicle will roll backwards if the brake is not pressed after this amount of time.</li> <li><b>Downhill Assist Control</b> is a computer-operated system for descending steep grades. This system is designed to help prevent slippage as the vehicle progresses down the slope.</li> </ul>		