

# 2009/2010

## PRODUCT SOURCE BOOKLET

The Model Line at-a-Glance:

- Feature Reference Guide
- Common Features
- Trim Level Differences

While the information contained in this book was deemed to be correct at the time of printing, specifications and equipment change. No warranty or guarantee is being extended in this book and Hyundai reserves the right to change product specifications and equipment at any time without incurring any obligation. Information as of April 2009.



[www.HyundaiDealer.com](http://www.HyundaiDealer.com)  
[www.HyundaiUSA.com](http://www.HyundaiUSA.com)  
Printed in U.S.A. 4/09  
© 2009 Hyundai Motor America

### Dear Sales Consultants:

This booklet helps you understand, present and teach your customers the key operational features. In this way, you end up educating your customers—helping them “take ownership” as they become acquainted with their new vehicle’s features:

- **CONSIDER:** If you *coach* your customer so they have a “hands-on” understanding of how to operate a feature and then test them to make sure they actually can operate that feature, chances are good that the customer will understand the feature operation and how it functions. We know that some features do not function as they do on their current vehicle. Having customers “take ownership” of key features will make your job easier and increase customer satisfaction.
- **STOP AND THINK:** If you just *show* someone how the stalk-mounted windshield wipers and lights operate, once they get behind the wheel, they may not have a clue what to do. But if they physically operate these features, they take ownership. Then, you only have to “test” them a few times to make sure they “get it,” which will make your “selling” job a lot easier and, again, increase customer satisfaction!

### Good Learning and Good Selling!

Gary W. Major  
Manager, National Sales Training

## TABLE OF CONTENTS

(Overview: See Owner’s Manual for complete details and instructions.)

### ECONOMY SEDANS: Accent, Elantra and Sonata

Electronics: Audio, Navigation, Bluetooth® .....	page 1
Comfort, Convenience .....	page 1
Safety .....	page 2
Headlights, Wipers, Other .....	page 3




### LUXURY SEDANS: Azera and Genesis

Electronics: Audio, Navigation, Bluetooth® .....	page 5
Comfort, Convenience .....	page 6
Safety .....	page 8
Headlights, Wipers, Other .....	page 9

### CROSSOVER UTILITY VEHICLES (CUV) AND MINIVAN:

Tucson, Santa Fe, Veracruz and Entourage

Electronics: Audio, Navigation, Bluetooth® .....	page 12
Comfort, Convenience .....	page 12
Safety .....	page 14
Headlights, Wipers, Other .....	page 16

ACCENT ELANTRA SONATA	ACCENT		ELANTRA		SONATA	
	GS	SE/GLS	GLS	SE/TOURING	GLS	SE/LIMITED
						
<b>ELECTRONICS: AUDIO, NAVIGATION, BLUETOOTH®</b>						
Audio System	<ul style="list-style-type: none"> <li>• Four speakers—Standard on GS and GLS</li> <li>• Autonet 172-watt 6-speaker AM/FM/XM®/CD/MP3—Standard on SE; Optional on GS and GLS</li> </ul>		<ul style="list-style-type: none"> <li>• Autonet 172-watt 6-speaker AM/FM/XM®/CD/MP3—Standard on SE and Touring; Optional on GLS</li> <li>• In-glass antenna—Standard on SE; Optional on GLS</li> </ul>		<ul style="list-style-type: none"> <li>• Autonet 80-watt 6-speaker AM/FM/XM®/CD/MP3—Standard on GLS and SE</li> <li>• Autonet 240-watt 7-speaker AM/FM/XM®/6-disc CD changer, external amplifier and subwoofer—Optional on SE</li> <li>• Infinity® 360-watt 7-speaker AM/FM/XM®/6-disc CD changer with speakers, subwoofer and external amplifier—Standard on Limited</li> </ul>	
Sirius XM® Satellite Radio	• All audio systems include free three-month Sirius XM® trial subscription					
iPod®/USB Connection	Not Available		• Yes—Center stack			
DVD/Entertainment	Not Available					
Navigation	Not Available				• Autonet touch screen—Limited	
Bluetooth® Hands-Free Phone System	Bluetooth® installed at the port or at your dealership. These vehicles utilize the overhead sunglass case for this Bluetooth® installation. <i>NOTE: It is not synchronized with any audio systems.</i>					
<b>COMFORT, CONVENIENCE</b>						
Heating, Air Conditioning, Ventilation	<ul style="list-style-type: none"> <li>• Air conditioning—Optional on GS; Standard on SE and GLS</li> <li>• Controls are manual—includes cabin filter</li> </ul>		<ul style="list-style-type: none"> <li>• Air conditioning—Optional on GLS; Standard on SE and Touring</li> <li>• Controls are manual—includes cabin filter</li> </ul>		<ul style="list-style-type: none"> <li>• Air conditioning and cabin filters—Standard on GLS and SE</li> <li>• Dual auto controls with external temperature—Standard on Limited</li> </ul>	
Personal User Settings	All user settings can be set by the Hyundai Dealership Service Department.					
• Auto Lock Setting (s)	Not Available		<ul style="list-style-type: none"> <li>• On (speed-activated)</li> <li>• Off</li> </ul>		<ul style="list-style-type: none"> <li>• On/off</li> <li>• Speed (around 25 mph)</li> <li>• Shift lever (Drive)</li> </ul>	
• Auto Unlock Setting (s)	Not Available		<ul style="list-style-type: none"> <li>• On (shift lever-activated)</li> <li>• Off</li> </ul>		<ul style="list-style-type: none"> <li>• On—no off setting</li> <li>• Unlocks with shift lever—no option</li> </ul>	
• Horn/Beep Answer Back Setting (s)	Not Available				• On/off	
• Key Alarm Setting (s)	Not Available		• On/off			
Memory Seats	Not Available					




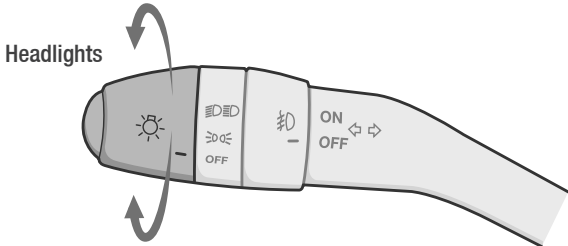
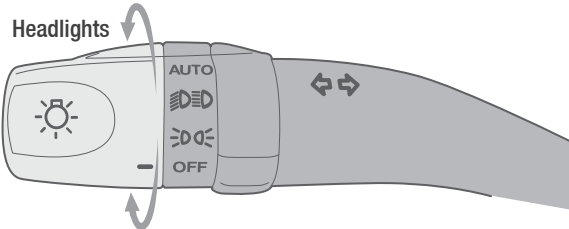
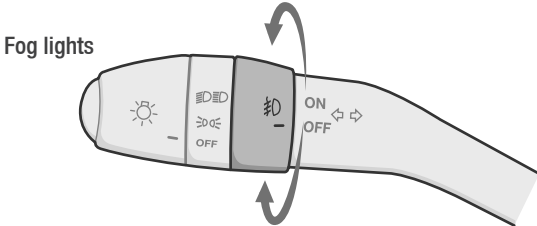
ACCENT ELANTRA SONATA	ACCENT		ELANTRA		SONATA	
	GS	SE/GLS	GLS	SE/TOURING	GLS	SE/LIMITED
						




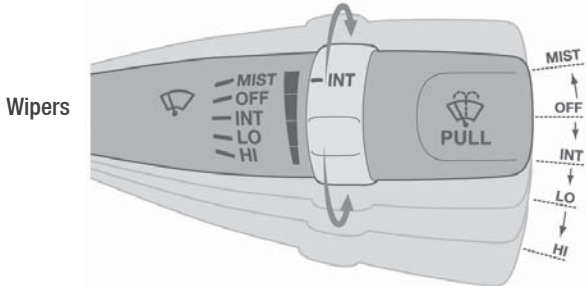
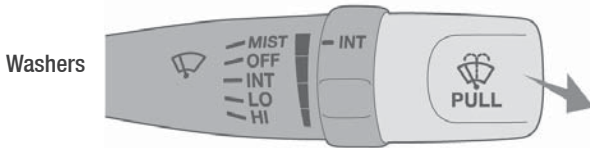
**COMFORT, CONVENIENCE (CONTINUED)**





Dome Light	<p>ON/OFF/ROOM: Turns on all interior lights—overrides all systems (will run battery down if left on).  OFF: Turns off all interior lights.  DOOR: When unlocked with key or remote, or if the door is opened when the car is unlocked, the interior lights will go on. As soon as the key is placed in the ignition, the lights will go out.</p>					
Cool Boxes	Not Available		• Elantra Touring—Glovebox		Not Available	
HomeLink®	Not Available				<ul style="list-style-type: none"> <li>• Not Available—GLS</li> <li>• Optional—SE</li> <li>• Standard—Limited</li> </ul>	
AC Power Inverter	Not Available					
Fuel Tank (gal.)	11.9 unleaded fuel		14.0 unleaded fuel		17.7 unleaded fuel	
Fuel Economy— City/Highway (mpg)	5-speed manual transmission: 27/33 4-speed automatic transmission: 26/35		GLS/SE manual transmission: 24/33 GLS/SE automatic transmission: 25/33 Touring manual transmission: 23/31 Touring automatic transmission: 23/30		5-speed manual transmission: 21/32 5-speed automatic transmission: 22/32	

**SAFETY**

Anti-Lock Braking System (ABS)	Standard					
Electronic Brakeforce Distribution (EBD)	Standard					
Electronic Stability Control (ESC)	Standard <ul style="list-style-type: none"> <li>• An Insurance Institute for Highway Safety study showed that ESC is a powerful safety feature.</li> <li>• The study found that ESC reduces the risk of all single-vehicle crashes by 41%.</li> </ul>					
Traction Control System (TCS)	Standard					
Airbags	Six total: <ul style="list-style-type: none"> <li>• 2-stage front</li> <li>• Two front side-impact</li> <li>• Two side-curtain airbags</li> </ul>					
Keyless Remote/Alarm	<ul style="list-style-type: none"> <li>• 2-stage keyless remote unlock. (First click opens driver door/second click opens all doors)</li> <li>• Lock with panic and alarm—alarm sensor is blinking light on dash</li> </ul>					
Tire Pressure Monitoring System (TPMS)	<ul style="list-style-type: none"> <li>• The TPMS indicator light will alert the driver if one of the tires is approximately 5–6 pounds low.</li> </ul>					





ACCENT ELANTRA SONATA	ACCENT		ELANTRA		SONATA	
	GS	SE/GLS	GLS	SE/TOURING	GLS	SE/LIMITED
						
<b>HEADLIGHTS, WIPERS, OTHER</b>						
Headlights	<ul style="list-style-type: none"> <li>• Halogen—Projector low beam</li> <li>• Halogen—Reflector high beam</li> </ul>					
Headlight Operation	<p><b>HEADLIGHT SWITCH</b> (located on the left end of turn signal lever) To operate headlights: Rotate switch. OFF: Headlights are off —Parking lights —Headlights <i>NOTE: Ignition must be on for headlights to operate.</i> High beam activation—Push lever forward. Flash feature—Pull lever back and release.</p>			<p><b>HEADLIGHT SWITCH</b> (located on the left end of turn signal lever) To operate headlights: Rotate switch. OFF: Headlights are off —Parking lights —Headlights AUTO: Auto on (if equipped) <i>NOTE: Ignition must be on for headlights to operate.</i> High beam activation—Push lever forward. Flash feature—Pull lever back and release.</p>		
						
Fog Lights	<ul style="list-style-type: none"> <li>• Halogen</li> </ul>					
Fog Light Operation	<p><b>FOG LIGHT SWITCH</b>—Rotate switch to on. <i>NOTE: Fog lights function on low beam only.</i></p>					
						
Tail Lights	<ul style="list-style-type: none"> <li>• Halogen</li> </ul>					
Outside Mirrors	<ul style="list-style-type: none"> <li>• Heated/bi-fold</li> </ul>			<ul style="list-style-type: none"> <li>• Heated/non-bi-fold</li> </ul>		

ACCENT ELANTRA SONATA	ACCENT		ELANTRA		SONATA	
	GS	SE/GLS	GLS	SE/TOURING	GLS	SE/LIMITED
						
<b>HEADLIGHTS, WIPERS, OTHER (CONTINUED)</b>						
Trunk/Tailgate	• Key cylinder, key fob and interior driver door remotes				• Trunk has no key cylinder—Includes key fob remote and driver door-mounted interior remote	
Wipers	• 2-speed with variable intermittent and mist feature					
Wiper Operation	<p>To activate the windshield wipers, move the wiper/washer switch on the right lever to one of the four positions:</p> <p>MIST—Single wipe            INT—Intermittent wipe            LO—Low wiper speed            HI—High wiper speed</p>					
						
Wipe/Wash Operation	<p>To use the windshield washer, pull the wiper/washer lever towards you. When the washer is operated, the wipers automatically make two passes across the windshield. The washer continues to operate until the lever is released.</p>					
						
Engine	• Dual intake manifolds, variable valve timing; runs on regular unleaded fuel					
Timing Belt/Chain	• Timing belts: Recommended service interval of 60,000 miles				• Timing chains: Unlimited inspection only, no recommended service interval	





AZERA GENESIS	AZERA		GENESIS		GENESIS COUPE					
	GLS	LIMITED	BASE	TECHNOLOGY PACKAGE	2.0T	2.0T PREMIUM	2.0T TRACK	3.8	3.8 GRAND TOURING	3.8 TRACK
										

**ELECTRONICS: AUDIO, NAVIGATION, BLUETOOTH®**

Audio System	<ul style="list-style-type: none"> <li>Autonet 172-watt 6-speaker AM/FM/XM®/CD/MP3—Standard</li> </ul>	<ul style="list-style-type: none"> <li>Premium Infinity® 315-watt 10-speaker AM/FM/XM®/in-dash 6-disc CD changer—Standard</li> <li>Premium Infinity® Logic 7® 605-watt 12-speaker surround sound AM/FM/XM®/in-dash 6-disc CD changer—Optional</li> </ul>	<ul style="list-style-type: none"> <li>Autonet 330-watt 7-speaker AM/FM/XM®/CD/MP3—Standard</li> <li>Lexicon® 605-watt 14-speaker surround sound with 6-disc CD changer—Optional</li> </ul>	<ul style="list-style-type: none"> <li>Lexicon® Discrete LOGIC 7® 528-watt 17-speaker 7.1 with HD Radio®</li> </ul>	<ul style="list-style-type: none"> <li>Autonet 170-watt 6-speaker AM/FM/XM®/CD/MP3 audio system</li> </ul>	<ul style="list-style-type: none"> <li>Infinity® 360-watt 10-speaker AM/FM/XM®/CD changer/MP3 audio system</li> </ul>	<ul style="list-style-type: none"> <li>Autonet 170-watt 6-speaker AM/FM/XM®/CD/MP3 audio system</li> </ul>	<ul style="list-style-type: none"> <li>Infinity® 360-watt 10-speaker AM/FM/XM®/CD changer/MP3 audio system</li> </ul>	
Sirius XM® Satellite Radio	<ul style="list-style-type: none"> <li>All audio systems include free three-month Sirius XM® trial subscription</li> </ul>			<ul style="list-style-type: none"> <li>1-year Sirius XM® subscription with Sirius XM NavTraffic®</li> </ul>	<ul style="list-style-type: none"> <li>All audio systems include free three-month Sirius XM® trial subscription</li> </ul>				
iPod®/USB Connection	<ul style="list-style-type: none"> <li>Yes—Center console (except if equipped with navigation)</li> </ul>		<ul style="list-style-type: none"> <li>Yes—Center console</li> <li>Part number for the iPod® cable: PN 08620-2L000</li> </ul>		<ul style="list-style-type: none"> <li>Yes—Inside center console</li> <li>Part number for the iPod® cable: PN 00304 2L0P0</li> </ul>				
DVD/Entertainment	Not Available	<ul style="list-style-type: none"> <li>Optional</li> </ul>	Not Available	<ul style="list-style-type: none"> <li>6-disc DVD Harmon International player</li> </ul>	Not Available				
Navigation	Not Available	<ul style="list-style-type: none"> <li>LG touch screen—Optional</li> </ul>	Not Available	<ul style="list-style-type: none"> <li>Harmon International DIS controller</li> </ul>	Not Available	<ul style="list-style-type: none"> <li>6.5-inch touch-screen with 8G USB memory—Optional (beginning June 2009 order)</li> </ul>	Not Available	Not Available	<ul style="list-style-type: none"> <li>6.5-inch touch-screen with 8G USB memory—Standard (beginning June 2009 order)</li> </ul>
Bluetooth® Hands-Free Phone System	<p>Bluetooth® installed at the port or at your dealership. These vehicles utilize the overhead sunglass case for this Bluetooth® installation.</p> <p><i>NOTE: It is not synchronized with any audio systems.</i></p>			<p>Bluetooth® with display and phone-book: DIS system mutes the audio, is speed-sensitive, adjusting volume automatically, Speech Dialog System activation</p>	<ul style="list-style-type: none"> <li>Bluetooth®—pairs up to 7 phones, stores up to 128 numbers—Standard</li> <li>Voice Response feature programmable to English, French or Spanish</li> </ul>				

AZERA GENESIS	AZERA		GENESIS		GENESIS COUPE						
	GLS	LIMITED	BASE	TECHNOLOGY PACKAGE	2.0T	2.0T PREMIUM	2.0T TRACK	3.8	3.8 GRAND TOURING	3.8 TRACK	
											
<b>COMFORT, CONVENIENCE</b>											
Heating, Air Conditioning, Ventilation	<ul style="list-style-type: none"> <li>Dual-control auto air conditioning, heating, ventilation with outside temperature and cabin filter</li> </ul>				<ul style="list-style-type: none"> <li>Air conditioning</li> </ul>			<ul style="list-style-type: none"> <li>Fully automatic temperature control</li> </ul>			
Personal User Settings	<p>All user settings can be set by the Hyundai Dealership Service Department.</p>			<p>In the INFORMATION area of the Driver Information System (DIS), there is a CAR SETTINGS menu that allows owners to perform all personal settings, except for the HORN/BEEP and ALL DOORS UNLOCK with the Proximity Key.</p>	<p>All user settings can be set by the Hyundai Dealership Service Department.</p>						
<ul style="list-style-type: none"> <li>Auto Lock Setting (s)</li> </ul>	<ul style="list-style-type: none"> <li>On/off</li> <li>Speed (around 25 mph)</li> <li>Shift lever (Drive)</li> </ul>				<ul style="list-style-type: none"> <li>On/off</li> <li>Speed (around 12 mph)</li> </ul>						
<ul style="list-style-type: none"> <li>Auto Unlock Setting (s)</li> </ul>	<ul style="list-style-type: none"> <li>On—No off setting</li> <li>Unlocks with shift lever—No option</li> </ul>		<ul style="list-style-type: none"> <li>On/off</li> <li>Shift lever (Drive)</li> <li>Driver door</li> <li>All doors—Interior</li> <li>All doors—Proximity button (outside)</li> </ul>		<ul style="list-style-type: none"> <li>On—No off setting</li> <li>Unlocks with key out—No option</li> </ul>						
<ul style="list-style-type: none"> <li>Horn/BEEP Answer Back Setting (s)</li> </ul>					<ul style="list-style-type: none"> <li>On/off</li> </ul>						
<ul style="list-style-type: none"> <li>Key Alarm Setting (s)</li> </ul>					<ul style="list-style-type: none"> <li>On/off</li> </ul>						
Memory Seats	Not Available	<ul style="list-style-type: none"> <li>Driver seat—Optional</li> <li>Outside mirrors—Optional</li> <li>Steering column—Optional</li> </ul> <p><i>NOTE: Key must be on to set memory.</i></p>		<ul style="list-style-type: none"> <li>Driver seat—Standard</li> <li>Outside mirrors—Standard</li> <li>Steering column—Standard</li> </ul> <p><i>NOTE: Key must be on to set memory.</i></p>	Not Available						







AZERA GENESIS	AZERA		GENESIS		GENESIS COUPE					
	GLS	LIMITED	BASE	TECHNOLOGY PACKAGE	2.0T	2.0T PREMIUM	2.0T TRACK	3.8	3.8 GRAND TOURING	3.8 TRACK
										





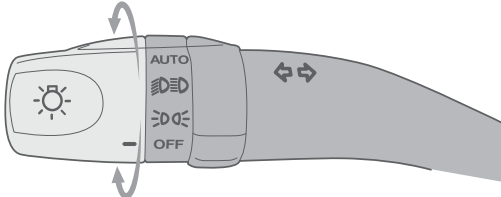
**COMFORT, CONVENIENCE (CONTINUED)**





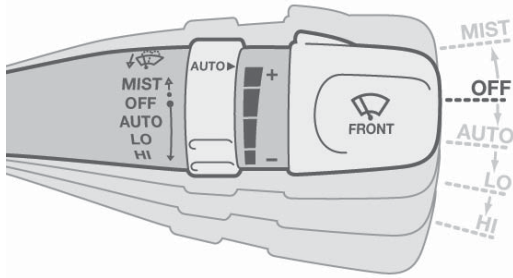
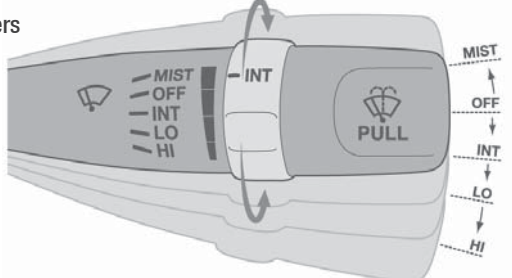

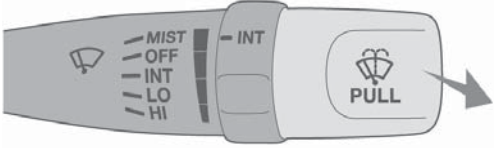
Personal User Settings (continued)





Dome Light	ON/OFF/ROOM: Turns on all interior lights—overrides all systems (will run battery down if left on). OFF: Turns off all interior lights. DOOR: When unlocked with key or remote, or if the door is opened when the car is unlocked, the interior lights will go on. As soon as the key is placed in the ignition, the lights will go out.	ON/OFF/ROOM: Turns on all interior lights—overrides all systems (will run battery down if left on). OFF: Turns off all interior lights. DOOR: When unlocked with key or remote, or if the door is opened when the car is unlocked, the interior lights will go on. As soon as the ignition is started, the lights will go out.	ON/OFF/ROOM: Turns on all interior lights—overrides all systems (will run battery down if left on). OFF: Turns off all interior lights. DOOR: When unlocked with key or remote, or if the door is opened when the car is unlocked, the interior lights will go on. As soon as the key is placed in the ignition, the lights will go out.
Cool Boxes	Not Available		
HomeLink®	Standard		Not Available      Standard      Not Available      Standard
Scuff Plates	• Doorsill courtesy lights	• Illuminated scuff plates • Includes front and rear underdoor lights	Standard      Premium
AC Power Inverter	Not Available		
Fuel Tank (gal.)	19.8 unleaded fuel		19.3—V6; 20.3—V8 unleaded fuel      17.2 unleaded fuel
Fuel Economy—City/Highway (mpg)	Automatic transmission: 18/26	Automatic transmission: 17/26	V6: 18/27; V8: 17/25      6-speed manual transmission: 21/30 5-speed automatic transmission: 20/30      6-speed manual transmission: 21/30      6-speed manual transmission: 17/26 6-speed automatic transmission: 17/27



AZERA GENESIS	AZERA		GENESIS		GENESIS COUPE					
	GLS	LIMITED	BASE	TECHNOLOGY PACKAGE	2.0T	2.0T PREMIUM	2.0T TRACK	3.8	3.8 GRAND TOURING	3.8 TRACK
										
<b>SAFETY</b>										
Anti-Lock Braking System (ABS)	Standard									
Electronic Brakeforce Distribution (EBD)	Standard									
Electronic Stability Control (ESC)	Standard									
	<ul style="list-style-type: none"> <li>• An Insurance Institute for Highway Safety study showed that ESC is a powerful safety feature.</li> <li>• The study found that ESC reduces the risk of all single-vehicle crashes by 41%.</li> </ul>									
Traction Control System (TCS)	Standard									
Airbags	<p>Eight total:</p> <ul style="list-style-type: none"> <li>• 2-stage front</li> <li>• Two front side-impact</li> <li>• Two rear side-impact</li> <li>• Two side-curtain airbags</li> </ul>					<p>Six total:</p> <ul style="list-style-type: none"> <li>• Two advanced front airbags</li> <li>• Two front seat-mounted side airbags</li> <li>• Two side-curtain airbags</li> </ul>				
Keyless Remote/Alarm	<ul style="list-style-type: none"> <li>• 2-stage keyless remote unlock. (First click opens driver door/second click opens all doors.)</li> <li>• Lock with panic and alarm—alarm sensor is blinking light on dash.</li> </ul>	<ul style="list-style-type: none"> <li>• All features plus Proximity Keyless Entry—Front doors and trunk</li> </ul> <p>See Owner's Manual for details.</p>	<ul style="list-style-type: none"> <li>• 2-stage keyless remote unlock. (First click opens driver door/ second click opens all doors.)</li> <li>• Lock with panic and alarm— alarm sensor is blinking light on dash.</li> </ul>	<ul style="list-style-type: none"> <li>• Proximity Keyless Entry</li> </ul> <p>See Owner's Manual for details.</p>	<ul style="list-style-type: none"> <li>• 2-stage keyless remote unlock. (First click opens driver door/ second click opens all doors.)</li> <li>• Lock with panic and alarm— alarm sensor is blinking light on dash.</li> </ul>	<ul style="list-style-type: none"> <li>• Proximity Keyless Entry</li> </ul> <p>See Owner's Manual for details.</p>				
Tire Pressure Monitoring System (TPMS)	<ul style="list-style-type: none"> <li>• The TPMS indicator light will alert the driver if one of the tires is approximately 5–6 pounds low.</li> </ul>									





AZERA GENESIS	AZERA		GENESIS		GENESIS COUPE						
	GLS	LIMITED	BASE	TECHNOLOGY PACKAGE	2.0T	2.0T PREMIUM	2.0T TRACK	3.8	3.8 GRAND TOURING	3.8 TRACK	
											
<b>HEADLIGHTS, WIPERS, OTHER</b>											
Headlights	<ul style="list-style-type: none"> <li>• Halogen—Projector low beam</li> <li>• Halogen—Reflector high beam</li> </ul>		<ul style="list-style-type: none"> <li>• High-Intensity Discharge/auto-leveling and cornering</li> </ul>		<ul style="list-style-type: none"> <li>• Halogen—Projector low beam</li> <li>• Halogen—Reflector high beam</li> </ul>		<ul style="list-style-type: none"> <li>• High-Intensity Discharge/auto-leveling</li> </ul>		<ul style="list-style-type: none"> <li>• Halogen—Projector low beam</li> <li>• Halogen—Reflector high beam</li> </ul>		<ul style="list-style-type: none"> <li>• High-Intensity Discharge/auto-leveling</li> </ul>
Headlight Operation	<p>HEADLIGHT SWITCH (located on the left end of turn signal lever) To operate headlights: Rotate switch</p> <p>OFF—Headlights are off  —Parking lights on  —Headlights on  AUTO—Auto light</p> <p><i>NOTE: The ignition switch must be in the on position to turn the headlights on.</i></p> <p>High beam activation: Push the lever forward.  Flash feature: Pull the lever toward you and release.</p>										
	<p>Headlights</p> 										
Fog Lights	<ul style="list-style-type: none"> <li>• Halogen</li> </ul>		Not Available		Standard						
Tail Lights	<ul style="list-style-type: none"> <li>• LED</li> </ul>		Conventional								
Outside Mirrors	<ul style="list-style-type: none"> <li>• Heated/bi-fold/electric fold (Limited only)</li> </ul>		<ul style="list-style-type: none"> <li>• Heated/bi-fold/side repeater lights/no electric fold feature</li> </ul>			<ul style="list-style-type: none"> <li>• Dual power mirrors</li> </ul>			<ul style="list-style-type: none"> <li>• Dual power mirrors with heated lenses and turn signal repeater</li> </ul>		
Trunk/Tailgate	<ul style="list-style-type: none"> <li>• Key cylinder, key fob, micro-touch release and an interior driver door remote</li> </ul>		<ul style="list-style-type: none"> <li>• Proximity Key, key cylinder, key fob and interior driver door remotes</li> </ul>			<ul style="list-style-type: none"> <li>• Fully lined</li> <li>• Remote rear seat release</li> <li>• Trunk release—driver door</li> </ul>					

AZERA GENESIS	AZERA		GENESIS		GENESIS COUPE					
	GLS	LIMITED	BASE	TECHNOLOGY PACKAGE	2.0T	2.0T PREMIUM	2.0T TRACK	3.8	3.8 GRAND TOURING	3.8 TRACK
										
<b>HEADLIGHTS, WIPERS, OTHER (CONTINUED)</b>										
Wipers	• Auto setting activates the wipers when it detects rain on the windshield— Optional on Limited		• Auto setting activates the wipers when it detects rain on the windshield— Optional on 3.8L; Standard on 4.6L		• 2-speed with variable intermittent and mist feature					
Wiper Operation	<p>To activate the windshield wipers, move the wiper/washer switch on the right lever to one of the four positions:</p> <p><b>MIST</b>—This feature allows the windshield wipers to make a single wipe to clear any mist on the windshield. Move the windshield wiper/washer switch upward.</p> <p><b>AUTO</b>—First downward position. This setting activates the wipers when it detects rain on the windshield.</p> <p><b>LO</b>—Low-speed operation is the second downward position.</p> <p><b>HI</b>—High-speed operation is the third downward position.</p>				<p>To activate the windshield wipers, move the wiper/washer switch on the right lever to one of the four positions:</p> <p><b>MIST</b>—Single wipe</p> <p><b>INT</b>—Intermittent wipe</p> <p><b>LO</b>—Low wiper speed</p> <p><b>HI</b>—High wiper speed</p>					
	<p>Wipers</p> 				<p>Wipers</p> 					
Wipe/Wash Operation	<p>To use the windshield washer, pull the wiper/washer lever toward you. When the washer is operated, the wipers automatically make two passes across the windshield. The washer continues to operate until the lever is released.</p>									
	<p>Washers</p> 				<p>Washers</p> 					

AZERA GENESIS	AZERA		GENESIS		GENESIS COUPE					
	GLS	LIMITED	BASE	TECHNOLOGY PACKAGE	2.0T	2.0T PREMIUM	2.0T TRACK	3.8	3.8 GRAND TOURING	3.8 TRACK
										

**HEADLIGHTS, WIPERS, OTHER (CONTINUED)**

Engine	<ul style="list-style-type: none"> <li>• Dual intake manifolds, variable valve timing; runs on regular unleaded fuel</li> </ul>	<p>2.0-liter turbocharged and intercooled all-aluminum 4-cylinder:</p> <ul style="list-style-type: none"> <li>• DOHC 16-valve</li> <li>• Dual Continuously Variable Valve Timing               <ul style="list-style-type: none"> <li>• Cold air intake system</li> <li>• 210 horsepower @ 6,000 rpm</li> <li>• 223 lb.-ft. of torque @ 2,000 rpm</li> <li>• Runs on regular fuel</li> </ul> </li> </ul>	<p>3.8-liter all-aluminum V6:</p> <ul style="list-style-type: none"> <li>• DOHC 24-valve</li> <li>• Dual Continuously Variable Valve Timing               <ul style="list-style-type: none"> <li>• Cold air intake system</li> <li>• 306 horsepower @ 6,300 rpm</li> <li>• 266 lb.-ft. of torque @ 4,700 rpm</li> <li>• Runs on regular fuel</li> </ul> </li> </ul>
Timing Belt/Chain	<ul style="list-style-type: none"> <li>• Timing chains: Unlimited inspection only, no recommended service interval</li> </ul>	<ul style="list-style-type: none"> <li>• Timing belts: Recommended service interval of 60,000 miles</li> </ul>	<ul style="list-style-type: none"> <li>• Timing chains: Unlimited inspection only, no recommended service interval</li> </ul>

TUCSON SANTA FE VERACRUZ ENTOURAGE	TUCSON	SANTA FE	VERACRUZ	ENTOURAGE
	GLS/SE/LIMITED	GLS/SE/LIMITED	GLS/LIMITED	GLS/LIMITED
				
<b>ELECTRONICS: AUDIO, NAVIGATION, BLUETOOTH®</b>				
Audio System	<ul style="list-style-type: none"> <li>Autonet 172-watt 6-speaker AM/FM/XM®/CD/MP3</li> </ul>	<ul style="list-style-type: none"> <li>Autonet 120-watt 6-speaker AM/FM/XM®/CD/MP3—GLS/SE</li> <li>Infinity® Logic 7® 605-watt 10-speaker AM/FM/XM®/6-disc CD changer—Limited</li> </ul>	<ul style="list-style-type: none"> <li>Autonet 172-watt 6-speaker AM/FM/XM®/CD/MP3—GLS</li> <li>Infinity® 314-watt 8-speaker CD/MP3 changer with subwoofer and external amp—Standard on Limited</li> <li>Infinity® Logic 7® 605-watt 10 speaker surround sound—Optional on Limited</li> </ul>	<ul style="list-style-type: none"> <li>Autonet 172-watt 6-speaker AM/FM/XM®/CD/MP3—GLS</li> <li>Infinity® Logic 7® 660-watt 13-speaker surround sound system with CD changer—Limited</li> </ul>
CD Changer	<ul style="list-style-type: none"> <li>6-disc CD changer—Limited</li> </ul>	<ul style="list-style-type: none"> <li>6-disc CD changer—Limited</li> </ul>	<ul style="list-style-type: none"> <li>CD changer—Limited</li> </ul>	<ul style="list-style-type: none"> <li>CD changer—Limited</li> </ul>
Sirius XM® Satellite Radio	<ul style="list-style-type: none"> <li>All audio systems include free three-month Sirius XM® trial subscription</li> </ul>			
USB/Auxiliary Input Jack	<ul style="list-style-type: none"> <li>Auxiliary jack</li> </ul>	<ul style="list-style-type: none"> <li>Auxiliary jack/USB/iPod® inputs—Standard on non-navigation models (located in front center console between heated seat buttons).</li> </ul>	<ul style="list-style-type: none"> <li>Auxiliary jack/USB/iPod® inputs—Standard on non-navigation models (located in covered compartment directly to the front of TGS knob)</li> </ul>	<ul style="list-style-type: none"> <li>Auxiliary MP3/USB/iPod® inputs—Standard</li> </ul>
DVD/Rear-Seat Entertainment System	Not Available	<ul style="list-style-type: none"> <li>DVD-based rear-seat entertainment with 8-inch roof-mounted monitor—Optional on Limited</li> </ul>	<ul style="list-style-type: none"> <li>DVD-based rear-seat entertainment with roof-mounted 8-inch LCD screen—Optional on Limited</li> </ul>	<ul style="list-style-type: none"> <li>Rear-Seat Entertainment system with 8-inch LCD display—Optional on GLS; Standard on Limited</li> </ul>
Navigation	Not Available	<ul style="list-style-type: none"> <li>LG navigation with 6.5-inch touch screen—Optional only on Limited (navigation head unit replaces Infinity® 6-disc CD changer head unit)</li> </ul>	<ul style="list-style-type: none"> <li>LG touch screen navigation system—Optional only on Limited</li> </ul>	Not Available
Bluetooth® Hands-Free Phone System	Bluetooth® installed at the port or at your dealership. These vehicles utilize the overhead sunglass case for this Bluetooth® installation. <i>NOTE: It is not synchronized with any audio systems.</i>			
<b>COMFORT, CONVENIENCE</b>				
Heating, Air Conditioning, Ventilation	<ul style="list-style-type: none"> <li>Air conditioning—Standard</li> <li>Controls are manual on GLS and SE; automatic on Limited</li> </ul>	<ul style="list-style-type: none"> <li>Air conditioning—Standard</li> <li>Controls are manual on GLS and SE; automatic dual-zone on Limited</li> </ul>	<ul style="list-style-type: none"> <li>Air conditioning with separate rear controls—GLS</li> <li>Dual-zone automatic temperature control with Air Quality System (AQS)—Limited</li> </ul>	<ul style="list-style-type: none"> <li>Manual air conditioning—GLS</li> <li>Dual front fully automatic temperature control air conditioning with manual rear controls—Limited</li> </ul>
Rear-Seat Climate Controls	Not Available	<ul style="list-style-type: none"> <li>2nd-row HVAC vents (B-column-mounted)</li> </ul>	<ul style="list-style-type: none"> <li>Rear-seat climate controls with B-pillar vents—Standard</li> <li>2nd- and 3rd-row roof vents—Standard</li> </ul>	<ul style="list-style-type: none"> <li>Manual rear controls—Limited</li> <li>Rear-seat ventilation, ceiling mounted for 2nd- and 3rd-row seats—Limited</li> </ul>
2nd-Row Seats	<ul style="list-style-type: none"> <li>Full fold-flat seatback—Bottom cushion submarines</li> </ul>	<ul style="list-style-type: none"> <li>60/40 split bench, fold-flat driver side, flip-fold flat-fold passenger-side</li> </ul>	<ul style="list-style-type: none"> <li>60/40 split bench, fold-flat driver and passenger side</li> </ul>	<ul style="list-style-type: none"> <li>Multi-adjustable captain's chairs—Standard</li> </ul>
2nd-Row Reading lights	Not Available		<ul style="list-style-type: none"> <li>2nd-row reading lights—Standard</li> </ul>	

TUCSON SANTA FE VERACRUZ ENTOURAGE	TUCSON	SANTA FE	VERACRUZ	ENTOURAGE
	GLS/SE/LIMITED	GLS/SE/LIMITED	GLS/LIMITED	GLS/LIMITED
				

**COMFORT, CONVENIENCE (CONTINUED)**

Rear Power Sliding Doors	Not Available			<ul style="list-style-type: none"> <li>• Dual rear power sliding doors—Limited,</li> <li>• Dual manual sliding doors—GLS</li> </ul>
3rd-Row Seats	Not Available	<ul style="list-style-type: none"> <li>• 3rd-row seat is 50/50 split-fold with in-floor storage (Hyundai Hideaway)—Optional</li> </ul>	<ul style="list-style-type: none"> <li>• 3rd-row seats fold flat into floor—Standard</li> </ul>	<ul style="list-style-type: none"> <li>• 60/40 split fold-into-floor (Hyundai Hideaway)—Standard</li> </ul>
Personal User Settings	All user settings can be set by the Hyundai Dealership Service Department.			
<ul style="list-style-type: none"> <li>• Auto Lock Setting (s)</li> </ul>	Not Available	<ul style="list-style-type: none"> <li>• On/off</li> <li>• Speed (around 25 mph)</li> </ul>	<ul style="list-style-type: none"> <li>• On/off</li> <li>• Speed (around 25 mph)</li> <li>• Shift lever (Drive)</li> </ul>	Not Available
<ul style="list-style-type: none"> <li>• Auto Unlock Setting (s)</li> </ul>	Not Available	<ul style="list-style-type: none"> <li>• On—no off setting</li> <li>• Unlocks with shift lever—no option</li> </ul>	<ul style="list-style-type: none"> <li>• On/off</li> <li>• Shift lever (Drive)</li> <li>• Driver door</li> <li>• All doors—interior</li> <li>• Key out</li> </ul>	Not Available
<ul style="list-style-type: none"> <li>• Horn/Beep Answer Back Setting (s)</li> </ul>	Not Available		<ul style="list-style-type: none"> <li>• On/off</li> </ul>	Not Available
<ul style="list-style-type: none"> <li>• Key Alarm Setting (s)</li> </ul>	Not Available	<ul style="list-style-type: none"> <li>• On/off</li> </ul>		Not Available
Memory Seat	Not Available		<ul style="list-style-type: none"> <li>• Driver seat, outside mirrors, steering column—Optional on GLS; Standard on Limited</li> </ul>	<ul style="list-style-type: none"> <li>• Driver seat, outside mirrors, steering column, foot pedals—Standard on Limited</li> </ul>
Integrated Memory System (IMS)	Not Available		<ul style="list-style-type: none"> <li>• Memory system that saves power mirrors, seat and steering wheel settings—Limited</li> </ul>	
Remote Settings	<ul style="list-style-type: none"> <li>• Hood</li> <li>• Fuel-filler door</li> </ul>		<ul style="list-style-type: none"> <li>• Hood</li> <li>• Fuel-filler door</li> <li>• Power tailgate</li> </ul>	<ul style="list-style-type: none"> <li>• Hood</li> <li>• Fuel-filler door</li> <li>• Power tailgate—open/close</li> </ul>
Tilt and Telescopic Operation	<ul style="list-style-type: none"> <li>• Manual</li> </ul>		<ul style="list-style-type: none"> <li>• Manual—GLS</li> <li>• Power—Limited</li> </ul>	<ul style="list-style-type: none"> <li>• Manual</li> </ul>
Power Adjustable Pedals	Not Available		<ul style="list-style-type: none"> <li>• Power adjustable pedals—standard on Limited</li> </ul>	
Dome Light	<p>ON/OFF/ROOM: Turns on all interior lights—overrides all systems (will run battery down if left on).  OFF: Turns off all interior lights.  DOOR: When unlocked with key or remote, or if the door is opened when the car is unlocked, the interior lights will go on. As soon as the key is placed in the ignition, the lights will go out.</p>			



TUCSON SANTA FE VERACRUZ ENTOURAGE	TUCSON	SANTA FE	VERACRUZ	ENTOURAGE
	GLS/SE/LIMITED	GLS/SE/LIMITED	GLS/LIMITED	GLS/LIMITED
				

**COMFORT, CONVENIENCE (CONTINUED)**

Cool Boxes	Not Available		• Cooled center console armrest storage—Optional on GLS; Standard on Limited	Not Available
HomeLink®	Not Available	• Optional on SE; Standard on Limited	• Optional on GLS; Standard on Limited	• Standard on Limited
Conversation Mirror	Not Available		• Conversation mirror—Optional on GLS; Standard on Limited	• Adjustable conversation mirror
AC Power Inverter	Not Available	• 110-volt power outlet—Optional on Limited	• 110-volt power outlet	Not Available
	110-volt power outlet works with standard household appliances up to 150 watts (no hair dryers or microwaves, but fine for laptops, lamps and LCD TVs).			
Power Outlets	3	3	3	3
Tinted/Privacy Glass	• Tinted glass front/privacy glass B-pillar rearward	• Rear window privacy glass	• Solar control front, privacy glass rear	• Solar control front—Limited
Fuel Tank (gal.)	15.3 on GLS; 17.2 on SE/Limited unleaded fuel	19.8 unleaded fuel	20.6 unleaded fuel	21.1 unleaded fuel
Fuel Economy—City/Highway (mpg)	Manual transmission 20/25—GLS Automatic transmission 2WD: 19/25—GLS; 18/24—SE/Limited Automatic transmission 4WD: 17/23—SE/Limited	Manual transmission 17/24—FWD; 17/23—AWD 2.7-liter automatic transmission 18/24—FWD; 17/23—AWD 3.3-liter: 17/24	FWD: 16/23 AWD: 15/22	16/23

**SAFETY**

Anti-Lock Braking System (ABS)	Standard			
Electronic Brakeforce Distribution (EBD)	Standard			
Electronic Stability Control (ESC)	Standard			
	<ul style="list-style-type: none"> <li>• An Insurance Institute for Highway Safety study showed that ESC is a powerful safety feature.</li> <li>• The study found that ESC reduces the risk of all single-vehicle crashes by 41%.</li> </ul>			
Traction Control System (TCS)	Standard			
Front-Seat Active Head Restraints	• Provides extra protection against whiplash in rear-end collisions—Standard			

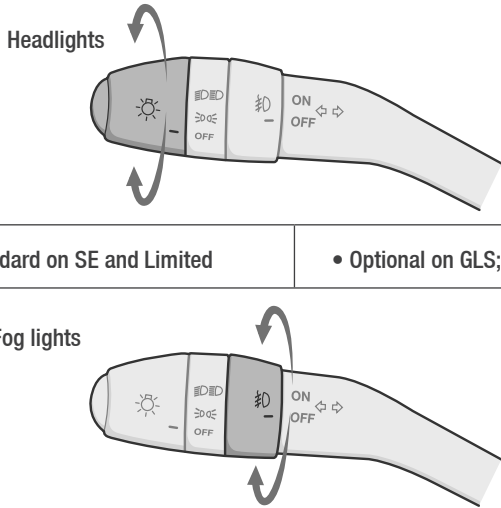
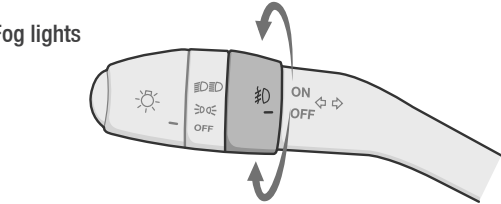






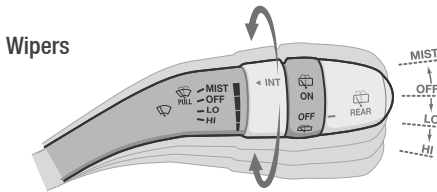
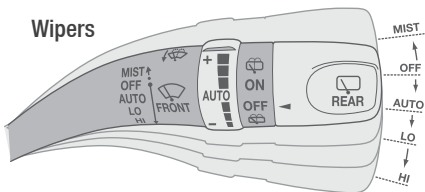
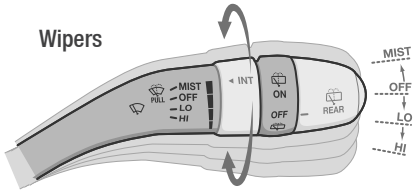
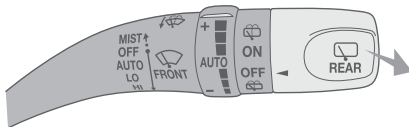
TUCSON SANTA FE VERACRUZ ENTOURAGE	TUCSON	SANTA FE	VERACRUZ	ENTOURAGE
	GLS/SE/LIMITED	GLS/SE/LIMITED	GLS/LIMITED	GLS/LIMITED
				





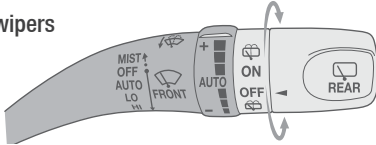
SAFETY (CONTINUED)				
Airbags	<ul style="list-style-type: none"> <li>• 2-stage deflator (advanced) on two front airbags</li> <li>• Seat-mounted side-impact airbags</li> <li>• Side-curtain airbags</li> </ul>		<ul style="list-style-type: none"> <li>• 2-stage deflator (advanced) on two front airbags</li> <li>• Seat-mounted side-impact for all three rows of passengers</li> <li>• Side-curtain airbags for all three rows of passengers</li> </ul>	
Alarm Sensor	<ul style="list-style-type: none"> <li>• Remote keyless entry system with alarm</li> </ul>		<ul style="list-style-type: none"> <li>• Proximity Key unlocks the doors as you approach—Limited</li> <li>• Immobilizer security feature—Limited</li> </ul> <p><i>NOTE: No trunk on Proximity Key</i></p>	<ul style="list-style-type: none"> <li>• Remote keyless entry system with alarm</li> </ul>
Rear Window Defroster	<ul style="list-style-type: none"> <li>• Electronic with timer</li> </ul>			
Windshield Deicer	<ul style="list-style-type: none"> <li>• 4-wheel drive only</li> </ul>	<ul style="list-style-type: none"> <li>• Standard on SE and Limited</li> </ul>	<ul style="list-style-type: none"> <li>• Standard on Limited</li> </ul>	<ul style="list-style-type: none"> <li>• Standard</li> </ul>
	Heats the lower section of the windshield so the wipers do not freeze to the windshield in cold weather—operated by press of button.			
4-Wheel-Drive System	<ul style="list-style-type: none"> <li>• Borg Warner® electronic 4-wheel-drive system available with 2.7-liter V6 engine</li> </ul>	<ul style="list-style-type: none"> <li>• Borg Warner® electronic all-wheel drive—Optional on GLS and Limited</li> </ul>	<ul style="list-style-type: none"> <li>• New system minimizes the number of sensors by using the Intelligent Torque Controlled Coupling (ITCC) Toyota Koki Automotive Systems; control for all driving conditions.</li> </ul>	Not Available
Back-Up Warning System	Not Available		<ul style="list-style-type: none"> <li>• Standard on Limited</li> </ul>	<ul style="list-style-type: none"> <li>• Standard on Limited</li> </ul>
Parking Brake	<ul style="list-style-type: none"> <li>• Manual—Hand</li> <li>• Automatic—Foot</li> </ul>		<ul style="list-style-type: none"> <li>• Automatic—Foot</li> </ul>	
Lighted Door Scuff Plates	Not Available		<ul style="list-style-type: none"> <li>• Standard front only—Limited</li> </ul>	Not Available
Tire Pressure Monitoring System (TPMS)	<ul style="list-style-type: none"> <li>• The TPMS indicator light will alert the driver if one of the tires is approximately 5–6 pounds low.</li> </ul>			

TUCSON SANTA FE VERACRUZ ENTOURAGE	TUCSON	SANTA FE	VERACRUZ	ENTOURAGE
	GLS/SE/LIMITED	GLS/SE/LIMITED	GLS/LIMITED	GLS/LIMITED
				

**HEADLIGHTS, WIPERS, OTHER**

Headlights	<ul style="list-style-type: none"> <li>• Reflector type</li> </ul>	<ul style="list-style-type: none"> <li>• Reflector type</li> <li>• Auto feature—Optional on GLS; Standard on SE and Limited</li> </ul>	<ul style="list-style-type: none"> <li>• Projector</li> <li>• Auto feature—Optional on GLS; Standard on Limited</li> </ul>	<ul style="list-style-type: none"> <li>• 3-beam jeweled projector lens</li> <li>• Auto feature—Standard on Limited</li> </ul>
Headlight Operation	<p><b>HEADLIGHT SWITCH</b> (located on end of the left turn signal lever) To operate headlights: Rotate switch. OFF—Headlights are off —Parking Lights —Headlights</p> <p><i>NOTE: Ignition must be on for headlights to operate.</i></p> <p>High beam activation—Push lever forward. Flash feature—Pull lever back and release.</p>		<p><b>HEADLIGHT SWITCH</b> (located on end of the left turn signal lever) To operate headlights: Rotate switch. OFF—Headlights are off —Parking Lights —Headlights AUTO—Auto Light</p> <p><i>NOTE: Ignition must be on for headlights to operate.</i></p> <p>High beam activation—Push lever forward. Flash feature—Pull lever back and release.</p>	
				
Fog Lights	<ul style="list-style-type: none"> <li>• Reflector type</li> </ul>	<ul style="list-style-type: none"> <li>• Standard on SE and Limited</li> </ul>	<ul style="list-style-type: none"> <li>• Optional on GLS; Standard on Limited</li> </ul>	<ul style="list-style-type: none"> <li>• Projector-type fog lights—Standard on Limited</li> </ul>
Fog Lights Operation				
	<p><b>FOG LIGHT SWITCH</b>—Rotate switch to on. <i>NOTE: Fog lights function on low beam only.</i></p>			
Tail Lights	<ul style="list-style-type: none"> <li>• Rear combination tail lights</li> </ul>			

TUCSON SANTA FE VERACRUZ ENTOURAGE	TUCSON	SANTA FE	VERACRUZ	ENTOURAGE
	GLS/SE/LIMITED	GLS/SE/LIMITED	GLS/LIMITED	GLS/LIMITED
				
<b>HEADLIGHTS, WIPERS, OTHER (CONTINUED)</b>				
Exterior Sideview Mirrors	<ul style="list-style-type: none"> <li>• Power heated</li> </ul>	<ul style="list-style-type: none"> <li>• Dual power</li> <li>• Manual folding</li> <li>• Heated</li> </ul>	<ul style="list-style-type: none"> <li>• Auto-dimming tilt-in-reverse</li> <li>• Power heated</li> <li>• Bodycolor with approach lights and side repeater lights</li> <li>• Manual folding</li> </ul>	<ul style="list-style-type: none"> <li>• Dual power</li> <li>• Manual folding</li> <li>• Heated—Limited</li> </ul>
Tailgate Remote	Not Available		<ul style="list-style-type: none"> <li>• Power tailgate—Standard on Limited</li> </ul>	
Front Wiper	<ul style="list-style-type: none"> <li>• 2-speed with variable intermittent</li> </ul>		<ul style="list-style-type: none"> <li>• 2-speed intermittent with washer</li> <li>• Rain-sensing windshield wipers—Standard on Limited</li> </ul>	<ul style="list-style-type: none"> <li>• 2-speed with variable intermittent</li> </ul>
Wiper Operation	<p>To activate the windshield wipers, move the wiper/washer switch on the right lever to one of the four positions:</p> <p>MIST—Single wipe INT—Intermittent wipe LO—Low wiper speed HI—High wiper speed</p>		<p>To activate the windshield wipers, move the wiper/washer switch on the right lever to one of the four positions:</p> <p>MIST—Single wipe INT—Intermittent wipe AUTO—Activates the wipers when it detects rain on the windshield LO—Low wiper speed HI—High wiper speed</p>	<p>To activate the windshield wipers, move the wiper/washer switch on the right lever to one of the four positions:</p> <p>MIST—Single wipe INT—Intermittent wipe LO—Low wiper speed HI—High wiper speed</p>
				
Wipe/Wash Operation	<p>To use the windshield washer, pull the wiper/washer lever towards you. When the washer is operated, the wipers automatically make two passes across the windshield. The washer continues to operate until the lever is released.</p>			
	<p>Washers</p> 			

TUCSON SANTA FE VERACRUZ ENTOURAGE	TUCSON	SANTA FE	VERACRUZ	ENTOURAGE
	GLS/SE/LIMITED	GLS/SE/LIMITED	GLS/LIMITED	GLS/LIMITED
				
<b>HEADLIGHTS, WIPERS, OTHER (CONTINUED)</b>				
Rear Wiper/Washer	• Standard with intermittent function		• Standard with intermittent function and washer	• Standard with intermittent function
Rear Wiper Operation	<p>Rear wipers</p>  <p>All rear wipers cycle at different intervals, see Owner's Manual for details.</p>			
Engine	• Dual intake manifolds, variable valve timing; runs on regular unleaded fuel			
Timing Belt/Chain	• Timing belts: Recommended service interval of 60,000 miles	• Timing chains: Unlimited inspection only, no recommended service interval		