



# ***SONATA***

♦ *In This Section:*

---

All-New for 2006 . . . . .	1
Advantages . . . . .	2
Trim Differences . . . . .	8
Common Features . . . . .	9
Model Codes, Options, Color and Trim . . . . .	10
Port and Dealer Options and Accessories . . . . .	11
Specifications and Features . . . . .	12
The Competition . . . . .	19
Dare to Compare . . . . .	20



## History of the Sonata

Hyundai took a major step to becoming a full-line automotive importer/distributor in 1989 with the introduction of its midsize sedan, Sonata. This roomy, powerful, front-wheel-drive sedan expanded Hyundai's appeal to more mature, family-oriented buyers.

- 1995—Sonata was completely redesigned. It incorporated state-of-the-art technology that moved it up the scale in the midsize sedan segment.
- 1999—The third-generation Sonata was introduced with the company's first all-aluminum V6 engine, double-wishbone front suspension and standard equipment side-impact airbags.
- 2002—Sonata was revised with new exterior styling, an available 2.7-liter DOHC V6 engine and 4-speed automatic transmission with SHIFTRONIC® manual shift control.
- 2003—Sonata earned J.D. Power and Associates' "Most Appealing Entry Midsize Car" designation in their APEAL (Automotive Performance, Execution and Layout) Study.
- 2004—Sonata received additional enhancements such as larger front brakes and new color offerings.

When the 2004 J. D. Power and Associates IQS Results were published, the automotive industry was surprised to see that:

- Sonata ranked first in the Initial Quality Study, Entry Midsize Car category.
- Hyundai overall ties for second with Honda—only one point behind Toyota and way ahead of the rest of the industry, including Mercedes-Benz, BMW, Infinity®, General Motors, DaimlerChrysler and Ford.
- In addition, *Consumer Reports* added Sonata, Santa Fe and XG350 to its respected "Recommended" list.
- 2005 saw the addition of the GLS Special Value model. The Special Value had unique alloy wheels and carried all the same features as the top-of-the-line LX, except leather seating surfaces and power driver's seat. In addition, an electrochromic inside mirror and HomeLink® were added as standard on both GLS Special Value and LX models.

The April 2005 issue of *Consumer Reports* lists the Hyundai Sonata as the single-most reliable car in America, with only two problems per 100 vehicles, ahead of any single Lexus, Toyota, Honda, Mercedes-Benz or BMW models. The report is based on consumer experiences with their 2004 vehicles.

- 2006 Hyundai Sonata has received the U.S. National Highway Traffic Safety Administration's (NHTSA) top five-star crash test rating for front and side impacts.
- In 2006 EPA fuel economy tests, the Hyundai Sonata 4-cylinder with manual transmission, achieved the highest fuel economy in the large car class, with 24 mpg city and 34 mpg highway.

## ◆ *All-New for 2006*

### ◆ *For 2006, the Sonata Has Been Completely Redesigned*

---

- Offering unprecedented:
  - Safety
  - Power and economy
  - Value and warranty
  - “Class-above” interior volume
- All-new:
  - Platform
  - Suspension
  - Engine and transmission

## ◆ Sonata's Safety Advantages

### ◆ Class-Leading Standard Safety Equipment

- Six standard airbags:
  - Dual-stage front airbags
  - Front seat-mounted side-impact airbags
  - Roof-mounted side-curtain airbags for front and outboard rear-seat occupants
- Standard front active head restraints
- Standard ABS with Electronic Brake Force Distribution (EBD)
- Standard Electronic Stability Control (ESC) with Traction Control System (TCS)
- 4-wheel disc brakes
- Sonata has standard ESC, Traction Control System, ABS with EBD and 4-wheel disc brakes—an active safety advantage unmatched in the Segment.<sup>1</sup>

### Sonata Has Active and Passive Safety Advantages over the Competition

	2006 Hyundai Sonata	2006 Toyota Camry	2006 Honda Accord	2006 Nissan Altima
Front Seat-Mounted Side-Impact Airbags	S	O	S	O
Roof-Mounted Side-Curtain Airbags	S	O	S	O
Front Active Head Restraints	S	N/A	N/A	N/A
Anti-Lock Braking System with Electronic Brake Force Distribution	S	S	S (no EBD)	O
Electronic Stability Control	S	O	N/A	N/A
Traction Control System	S	O	O	O
V6 Brake Type—Front/Rear	Disc/disc	Disc/disc	Disc/disc	Disc/disc
4-Cylinder Brake Type—Front/Rear	Disc/disc	Disc/disc	Disc/drum	Disc/drum
NHTSA Front Impact Crash Test Rating <sup>2</sup>	5 Stars	5 Stars	5 Stars	5 Stars
NHTSA Side Impact Crash Test Rating—Front/Rear	5 Stars/5 Stars	4 Stars/3 Stars	4 Stars/4 Stars	3 Stars/3 Stars

S = Standard, O = Optional, N/A = Not Available

<sup>1</sup> NHTSA studies show passenger cars equipped with Electronic Stability Control (ESC) experienced 35% fewer single-vehicle crashes and 30% fewer single-vehicle fatalities. In a similar study conducted by the Insurance Institute for Highway Safety (IIHS), ESC reduced fatal single-vehicle crash risk by about 56%. ESC also reduced the risk of all single-vehicle crashes (fatal and non-fatal) by 41%.

<sup>2</sup> NHTSA crash test results are ranked from 1 to 5 stars, with 5 stars being the best. 5 stars = 10% or less chance of serious injury, 4 stars = 11% to 20% chance of serious injury, 3 stars = 21% to 35% chance of serious injury, 2 stars = 36% to 45% chance of serious injury, 1 star = 46% or greater chance of serious injury

## ◆ Sonata's Engine Advantages

### ◆ All-New, Powerful and Efficient Engines

- All-new 162-horsepower all-aluminum 16-valve DOHC 2.4-liter inline 4-cylinder (standard GL/GLS)
- All-new 235-horsepower all-aluminum 24-valve DOHC 3.3-liter V6 (standard LX, optional GLS)

#### Sonata's 4-Cylinder Powertrain Is Competitive with the Segment Leaders

	2006 Hyundai Sonata 4-Cylinder	2006 Toyota Camry 4-Cylinder	2006 Honda Accord 4-Cylinder	2006 Nissan Altima 4-Cylinder
Displacement (lit.)	2.4	2.4	2.4	2.5
Horsepower (@ rpm)	162 @ 5,800	154 @ 5,700	166 @ 5,500	175 @ 6,000
Torque (lb.-ft. @ rpm)	164 @ 4,250	160 @ 4,000	160 @ 4,500	180 @ 4,000
Manual Transmission	5-speed	5-speed	5-speed	5-speed
Automatic Transmission	4-speed	5-speed	5-speed	4-speed
SHIFTRONIC®	Yes	No	No	No
Fuel Economy— City/Highway				
MT (mpg)	24/34	24/33	26/34	24/31
AT (mpg)	24/33	24/34	24/34	23/29
Fuel Capacity (gal.)	17.7	18.5	17.1	20.0
Fuel Type	Regular unleaded (87 octane)	Regular unleaded (87 octane)	Regular unleaded (87 octane)	Regular unleaded (87 octane)
Emissions Classification	LEV 1-ULEV	LEV 2-ULEV	LEV 2-LEV	ULEV
Curb Weight				
MT (lb.)	3,253	3,108	3,115	3,041
AT (lb.)	3,226	3,164	3,210	3,105

LEV= Low-Emission Vehicle ULEV=Ultra-Low-Emission Vehicle SULEV= Super Ultra-Low-Emission Vehicle

Competitive specifications as of 8/28/05; subject to change without notice.

**Sonata's V6 Powertrain Is Competitive with the Segment Leaders**

	<b>2006 Hyundai Sonata V6</b>	<b>2006 Toyota Camry V6</b>	<b>2006 Honda Accord V6</b>	<b>2006 Nissan Altima V6</b>
Displacement (lit.)	3.3	3.0	3.0	3.5
Horsepower (@ rpm)	235 @ 6,000	190 @ 5,800	244 @ 6,250	250 @ 5,800
Torque (lb.-ft. @ rpm)	226 @ 3,500	197 @ 4,400	211 @ 5,000	249 @ 4,400
Automatic Transmission	5-speed	5-speed	5-speed	5-speed
SHIFTRONIC®	Yes	No	No	Yes
Fuel Economy—City/Highway (mpg)	20/30	20/28	21/30	20/30
Fuel Capacity (gal.)	17.7	18.5	17.1	20.0
Fuel Type	Regular unleaded (87 octane)	Regular unleaded (87 octane)	Regular unleaded (87 octane)	Premium unleaded (91 octane)
Emissions Classification	LEV 2-ULEV	LEV 2-ULEV	LEV 2-LEV	LEV
Curb Weight (lb.)	3,458	3,487	3,384	3,317

*LEV= Low-Emission Vehicle ULEV=Ultra-Low-Emission Vehicle SULEV= Super Ultra-Low-Emission Vehicle  
Competitive specifications as of 8/28/05; subject to change without notice.*

## ◆ Sonata's Interior Volume Advantages

### ◆ "Class-Above" Interior Volume

- Classified by U.S. Government as a "Large Car" (EPA)

2006 Sonata Meets EPA Large Car Classification— A Class Above the Competition					
	2006 Hyundai Sonata	2005 Hyundai Sonata	2006 Toyota Camry	2006 Honda Accord	2006 Nissan Altima
Passenger Volume (cu. ft.)	105.4	100.0	101.8	102.7	102.8
Cargo Volume (cu. ft.)	16.3	14.1	16.7	14.0	15.6
Total Interior Volume (cu. ft.)	121.7	114.1	118.5	116.7	118.4
EPA Size Classification	Large	Midsized	Midsized	Midsized	Midsized

## ◆ Sonata's Value Advantages

### ◆ Feature for Feature, Dollar for Dollar-More Car for Less Money

---

#### Mechanical

- Electronic Stability Control (ESC)  
*(ESC is not available on Accord or Altima.)*
- Traction Control System (TCS)  
*(TCS is optional on Camry, Accord and Altima.)*
- Anti-lock Braking System (ABS) with Electronic Brake Force Distribution (EBD)
- 4-wheel disc brakes

#### Comfort and Convenience

- Air conditioning
- Air Quality System (LX)
- 60/40 split-folding rear seat with fold-down center armrest  
*(Accord's folding rear seat is not split; it can take either passengers or cargo, but not both at the same time.)*
- Dual-tier center console storage
- Power door locks, windows and heated mirrors  
*(Heated mirrors are not available on Camry or Accord.)*
- Tilt steering wheel (telescopic on LX)
- Electrochromic rearview mirror with HomeLink® (standard on LX)  
*(Not available on Accord and only on the XLE Camry.)*
- Remote keyless entry system with alarm
- Cruise control with steering wheel-mounted controls
- Power releases for the trunk and fuel-filler lid

#### Entertainment

- AM/FM/CD/MP3 with six speakers

#### Other

- Aluminum-alloy wheels






## ◆ Sonata's Warranty Advantages

◆ *Backed by America's Best Warranty™*

Sonata Warranties Far Outlast the Competition				
	2006 Hyundai Sonata	2006 Toyota Camry	2006 Honda Accord	2006 Nissan Altima
Powertrain Warranty (yr./mi.)	10/100,000	5/60,000	5/60,000	5/60,000
New Vehicle Limited Warranty (yr./mi.)	5/60,000	3/36,000	3/36,000	3/36,000
Anti-Perforation Warranty (yr./mi.)	7/unlimited	5/unlimited	5/unlimited	5/unlimited
Roadside Assistance (yr./mi.)	5/unlimited	N/A	N/A	N/A

*N/A = Not Available*

2006 Sonata – Trim Differences

2006 Sonata – Trim Differences		
<p><b>GL—Mechanical</b></p> <ul style="list-style-type: none"> <li>• 2.4-liter 4-cylinder produces 162 horsepower</li> <li>• 5-speed manual transmission</li> <li>• Optional 4-speed automatic transmission</li> </ul>	<p><b>GL</b></p>	<p><b>GL—Other</b></p> <ul style="list-style-type: none"> <li>• 16-inch steel wheels</li> <li>• P215/60R16 Michelin tires</li> <li>• Body-color door handles</li> <li>• Black window trim</li> <li>• Tinted glass</li> </ul>
<p><b>GL—Comfort and Convenience</b></p> <ul style="list-style-type: none"> <li>• Cloth seating surfaces</li> <li>• Cloth door trim inserts</li> <li>• Brushed-aluminum (appearance) interior accents</li> <li>• Cut-pile carpeting</li> <li>• Plastic door sill scuff plates</li> <li>• Air conditioning with cabin air filter</li> </ul>		
<p><b>GLS—Mechanical</b></p> <ul style="list-style-type: none"> <li>• Optional 3.3-liter V6 produces 235 horsepower</li> <li>• Dual chrome-tipped exhaust</li> <li>• 5-speed automatic transmission</li> </ul>		<p><b>GLS</b></p>
<p><b>GLS—Comfort and Convenience</b></p> <ul style="list-style-type: none"> <li>• Premium cloth seating surfaces</li> <li>• Cloth door trim inserts</li> <li>• Wood-grain or carbon-fiber (appearance) interior accents</li> <li>• Premium cut-pile carpeting</li> <li>• Stainless-steel door sill scuff plates</li> <li>• Optional 8-way power driver's seat</li> <li>• Air conditioning with cabin air filter</li> <li>• Optional auto-dimming mirror/HomeLink®/compass</li> </ul>		
<p><b>LX—Mechanical</b></p> <ul style="list-style-type: none"> <li>• 3.3-liter V6 produces 235 horsepower</li> <li>• Dual chrome-tipped exhaust</li> <li>• 5-speed automatic transmission</li> </ul>		<p><b>LX</b></p>
<p><b>LX—Comfort and Convenience</b></p> <ul style="list-style-type: none"> <li>• Leather seating surfaces</li> <li>• 8-way power driver's seat</li> <li>• Heated front seats</li> <li>• Simulated leather door trim inserts</li> <li>• Wood-grain or carbon-fiber (appearance) interior accents</li> <li>• Premium cut-pile carpeting</li> <li>• Stainless-steel door sill scuff plates</li> <li>• Automatic temperature control with Air Quality System and outside temperature display</li> <li>• Tilt and telescopic steering wheel</li> <li>• Auto-dimming mirror/HomeLink®/compass</li> </ul>		

### 2006 Sonata Common Features

#### Safety and Performance

- Dual-stage front airbags with Occupant Classification System (OCS)
- Front side-impact airbags
- Front and rear side-curtain airbags
- Front active head restraints
- Anti-locking Brake System (ABS) with Electronic Brake Force Distribution (EBD)
- Electronic Stability Control (ESC)
- Traction Control System (TCS)
- 4-wheel independent suspension

#### Comfort and Convenience

- 60/40 split fold-down rear seat
- Power windows and door locks
- Tilt, leather-wrapped steering wheel and shift knob
- Keyless entry with alarm
- Cruise control

#### Entertainment, Comfort & Convenience

- AM/FM/CD/MP3 player

#### Exterior

- Body-color power, heated mirrors
- Body-color bumpers and body side moldings

#### Dimensions and Capacities

- Passenger volume: 105.4 cubic feet
- Cargo volume: 16.3 cubic feet
- Total volume: 121.7 cubic feet
- Fuel economy:
  - 4-cylinder with manual transmission: 24/34 mpg (city/highway)
  - 4-cylinder with automatic transmission: 24/33 mpg (city/highway)
  - V6 with automatic transmission: 20/30 mpg (city/highway)
- Fuel capacity: 17.7 gallons

**2006 Sonata Model Codes and Options**

Model	Model Code MT	Model Code AT	Options	Accessory Code
Sonata GL25403	25402	None	01	
Sonata GLS Inline 4	–	25422	None	01
Sonata GLS Inline 4	–	25422	Sunroof	02
Sonata GLS Inline 4	–	25422	Premium Package (sunroof, power driver's seat, electrochromic [EC] mirror/HomeLink®)	04
Sonata GLS V6	–	25452	None	01
Sonata GLS V6	–	25452	Sunroof	02
Sonata GLS V6	–	25452	Premium Package (sunroof, power driver's seat, electrochromic [EC] mirror/HomeLink®, 17-inch wheels)	05
Sonata LX	–	25462	None	01
Sonata LX	–	25462	Premium Package (sunroof, CD changer/subwoofer/amplifier)	03

**2006 Sonata Color and Trim**

Exterior Color Color Name/Code (HMC/HMMA)	Exterior Color Paint Type	Interior Color Gray	Interior Color Beige
Artic White (9Z)	Solid	◆	◆
Powder White Pearl (N2/W1)	Mica	◆	◆
Ebony Black (EB/F1)	Solid	◆	◆
Deepwater Blue (D2/P1)	Mica	◆	◆
Aquamarine (D3/U1)	Mica	◆	◆
Steel Gray (G6/E1)	Mica	◆	
Bright Silver (S7/K1)	Metallic	◆	
Dark Cinnamon (W2/R2)	Mica		◆
Golden Beige (B7/A1)	Mica		◆
Silver Blue (H1)	Metallic	◆	

2006 Sonata Accessories		
Mechanical	PIO/DIO	Part Number
Engine Block Heater		TBD
Exterior	PIO/DIO	Part Number
Mudguards	PIO DIO	08460-3K000/3K500 front/rear 08460-3K001/3K501 front/rear
Sunroof Wind Deflector	DIO	U8230-3K000
Wheel Locks	DIO	00263-10005 exposed lugs 00263-10004 covered lugs
Front Mask—2-Piece	DIO	U8250-3K000
Hood Deflector	DIO	U8240-3K000
Vehicle Cover	DIO	U8260-3K000
Rear Spoiler	DIO	08340-3K000 (** color code)
Interior	PIO/DIO	Part Number
Carpeted Floor Mats	PIO DIO	08140-3K011-QD/QS 08140-3K010-QD/QS QD=Beige, QS=Gray
Cargo Tray	DIO	U8120-3K000
Cargo Net	DIO	U8170-3K000
Cargo Mat	DIO	08145-3K000
First Aid Kit	DIO	00261-02000
Trouble Light	DIO	08680-01000

PIO = Port-Installed Option DIO = Dealer-Installed Option

2006 Sonata Specifications and Features—Mechanical			
<b>Engine</b>	<b>GL/GLS Inline 4</b>		<b>GLS V6/LX</b>
2.4-Liter 4-Cylinder Engine—Transversely mounted inline 4-cylinder produces 162 horsepower at 5,800 rpm and 164 lb.-ft. of torque at 4,250 rpm; all-aluminum block and head; double overhead cam with four valves per cylinder and continuously variable valve timing; twin-balance shafts, sequential multi-point fuel injection and hydraulic motor mounts	S		N/A
3.3-Liter V6 Engine—Transversely mounted V6 produces 235 horsepower at 6,000 rpm and 226 lb.-ft. of torque at 3,500 rpm; all-aluminum block and head; double overhead cam with four valves per cylinder and continuously variable valve timing; sequential multi-point fuel injection, variable intake system and Iridium-tipped spark plugs; maintenance-free steel timing chain and hydraulic motor mounts	N/A		S
<b>Transmission and Drive System</b>	<b>GL/GLS Inline 4</b>		<b>GLS V6/LX</b>
5-Speed Manual Transmission—With overdrive; fully synchronized design allows for effortless shifting; gear ratios are specially matched to the engine for optimum performance and economy	GL only		N/A
4-Speed Automatic Transmission—With overdrive, shift lock and SHIFTRONIC® feature that allows driver to select fully automatic mode or manual mode; overdrive 4th gear allows engine to operate at lower rpm to enhance fuel economy, provide quieter operation, and minimize wear and tear on the engine	O (GL) S (GLS 4-cylinder)		N/A
5-Speed Automatic Transmission—With overdrive, shift lock and SHIFTRONIC® feature that allows driver to select fully automatic mode or manual mode; overdrive 5th gear allows engine to operate at lower rpm to enhance fuel economy, provide quieter operation, and minimize wear and tear on the engine	N/A		S
<b>Gear Ratios (:1)</b>	<b>5-Speed MT</b>	<b>4-Speed AT</b>	<b>5-Speed AT</b>
1st (:1)	3.26	2.84	3.78
2nd (:1)	1.79	1.52	2.06
3rd (:1)	1.55	1.00	1.42
4th (:1)	1.17	0.71	1.03
5th (:1)	0.97	N/A	0.72
Reverse (:1)	3.41	2.48	3.80
Final Drive Ratio (:1)	3.44	3.77	3.33
<b>Fuel Economy</b>	<b>GL/GLS Inline 4</b>		<b>GLS V6/LX</b>
Manual Transmission—City/Highway (mpg)	24/34		N/A
Automatic Transmission—City/Highway (mpg)	34/33		20/30
Recommended Fuel	Unleaded regular 87 octane		Unleaded regular 87 octane
<b>Electrical</b>	<b>All Sonatas</b>		
Ignition System—Type	Full-transistor breakerless electronic with dual knock sensors		
Starter—Rating (kw)	4-cylinder: 1.2/V6: 1.4		
Alternator—Rating (amp)	4-cylinder: 110/V6: 130		
Battery—Rating (volt/amp hr)	12/68		

\* EPA estimates for comparison. Actual mileage will vary with options, driving conditions, driving habits and vehicle's condition.

S = Standard O = Optional N/A = Not Available

2006 Sonata Specifications and Features—Mechanical (continued)	
<b>Brakes</b>	<b>All Sonatas</b>
Front—Ventilated Disc (in.)	11.0 (4-cylinder)/11.8 (V6)
Rear—Solid Disc (in.)	10.3 (4-cylinder)/11.2 (V6)
Brake Control—Power-Assisted	S
Anti-Lock Braking System (ABS) with Electronic Brake Force Distribution (EBD)—4-sensor/4-channel design helps the driver maintain vehicle directional stability (steering) during emergency braking situations	S
Electronic Stability Control (ESC) with Traction Control System (TCS)—ESC automatically applies braking force to the inside rear wheel to help correct understeer and the outside front wheel to help correct oversteer; TCS automatically reduces wheelspin under acceleration by reducing the throttle opening and/or applying the brakes	S
<b>Steering</b>	<b>All Sonatas</b>
Type	Power-assisted, engine-rpm-sensing rack-and-pinion
Overall Ratio	16.9:1
Turns—Lock to Lock	3.28
Turning Diameter—Curb to Curb (ft.)	35.8
4-Spoke Leather-Wrapped Steering Wheel	S
Steering Wheel-Mounted Cruise Controls	S
Steering Wheel-Mounted Audio Controls	S (GLS/LX)
Tilt Steering—Wheel moves wheel out of the way for easy access	S
Telescopic Steering Column	S (LX only)
<b>Suspension</b>	<b>All Sonatas</b>
Front—Independent double-wishbone with coil springs provides a comfortable ride	S
Front—Stabilizer bar (25.5 mm Inline 4, 26mm V6) reduces body lean when cornering	S
Rear—Independent multi-link with coil springs improves handling and road feel	S
Rear—Stabilizer bar (15 mm) reduces body lean when cornering	S

S = Standard O = Optional N/A = Not Available

**2006 Sonata Specifications and Features—Interior**

<b>Seating</b>	<b>GL</b>	<b>GLS</b>	<b>LX</b>
Capacity	5	5	5
Cloth Seating Surfaces	S	S (premium cloth)	N/A
Leather Seating Surfaces	N/A	N/A	S
<b>Front Seats</b>			
Multi-Adjustable	S	S	S
Driver's 8-Way Power Adjustable	N/A	O	S
Driver's Adjustable Lumbar Support	N/A	S	S
Front Active Head Restraints	S	S	S
Heated Front Seats	N/A	N/A	S
Seatback Pockets	S	S	S
<b>Rear Seat:</b>			
<b>Split Fold-Down Seatback</b> —One side can be folded for cargo while the other remains up for a passenger; includes rear seatback safety locks to help secure parcels in the trunk (activated from inside the trunk); see Delivery Section for details on how to operate	S	S	S
Center Armrest with Dual Cup Holders	S	S	S
<b>Comfort and Convenience</b>	<b>GL</b>	<b>GLS</b>	<b>LX</b>
<b>Inside Electrochromic Rearview Mirror</b> —Automatically “dims” the mirror during night driving conditions for superior rear visibility; includes compass	N/A	O	S
<b>HomeLink® Integrated Transceiver</b> —Located on inside rearview mirror, eliminates the need to clip hand-held transmitters to the sunvisor; capable of activating a wide range of devices, including garage door openers, gate operators, home lighting security systems and small appliances; see Delivery Section for details on how to operate	N/A	O	S
<b>Cruise Control</b> —Steering wheel-mounted controls, allows driver to maintain a predetermined set speed with foot removed from the accelerator pedal	S	S	S
<b>Power Windows</b> —Driver's auto-up/down with pinch protection, all power window switches illuminated	S	S	S
<b>Power Door Locks</b>	S	S	S
<b>Programmable Remote Keyless Entry System with Alarm</b> —Door autolock, key unlock and horn confirmation; see Delivery Section for further explanation	S	S	S
<b>Remote Releases</b> —Hood, Power Fuel-Filler Door and Power Trunk	S	S	S
<b>Center Console</b> —Dual-Tier with Two Cup Holders	S	S	S (includes sliding armrest)
<b>12-Volt Outlets</b> —Center Stack and Trunk-Mounted	S	S	S
<b>Glove Compartment</b> —Locking, Illuminated, with Dampened Lid and Flocked Interior	S (not flocked)	S	S
<b>Assist Grips (4)</b>	S	S	S
<b>Entertainment</b>	<b>GL</b>	<b>GLS</b>	<b>LX</b>
<b>AM/FM/CD/MP3 with 6 Speakers</b>	S	S	S
<b>AM/FM/MP3/6-Disc CD Changer with 6 Speakers, Subwoofer and External Amplifier</b>	N/A	N/A	O
<b>Steering Wheel-Mounted Audio Controls</b> —See Delivery Section for details on how to operate	N/A	S	S
<b>In-Glass Antenna</b>	S	S	S

S = Standard O = Optional N/A = Not Available



<b>2006 Sonata Specifications and Features—Interior (continued)</b>			
<b>Climate Control—HVAC/Defroster</b>	<b>GL</b>	<b>GLS</b>	<b>LX</b>
Air Conditioning	S	S	S
Air Conditioning/Heater with Fully Automatic Temperature Control and Outside Temperature Display—Once a desired interior temperature is selected, it automatically controls the heating and air conditioning systems to maintain that temperature; see Delivery Section for details on how to operate	N/A	N/A	S
Cabin Air Filter—Filters out dust and other pollutants from the air coming into the vehicle's interior through the vents	S	S	S
Air Quality System (AQS)—Automatically changes cabin air intake from fresh to recirculation when it detects exterior pollutants and back again when the pollutants are gone	N/A	N/A	S
Rear-Seat Heater Ducts	S	S	S
Rear Window Defroster with Timer	S	S	S
<b>Interior Trim</b>	<b>GL</b>	<b>GLS</b>	<b>LX</b>
Painted Interior Accents on Shift Knob, Shift Surround, Center Stack Border and Dash Eyebrow	S	N/A	N/A
Wood-Grain Interior Trim on Shift Knob, Shift Surround, Center Stack and Dash Eyebrow (Beige Interiors)	N/A	S	S
Metal-Grain (Carbon-Fiber Appearance) Interior Trim on Shift Knob, Shift Surround, Center Stack and Dash Eyebrow (Gray Interiors)	N/A	S	S
Leather-Wrapped Steering Wheel and Shift Knob	S	S	S
Floor Covering—Cut-Pile Carpeting	S	S (premium cut-pile)	S (premium cut-pile)
Carpeted Floor Mats	0	S	S
<b>Instrumentation</b>	<b>GL</b>	<b>GLS</b>	<b>LX</b>
Tachometer—Analog	S	S	S
Odometer—LCD Digital	S	S	S
Trip Odometer—LCD Digital	S	S	S
<b>Lamps</b>	<b>GL</b>	<b>GLS</b>	<b>LX</b>
Overhead Dome Light	S	S	S
Front Map Lights	S	S	S
Glovebox Illumination	S	S	S
Front Ashtray Light	S	S	S
Illuminated Ignition	S	S	S
Illuminated 12-Volt Power Outlets	S	S	S
Cargo Area (Trunk) Light	S	S	S
Sunvisors—Driver's and Front Passenger's with Extensions and Illuminated Vanity Mirror	S	S	S

S = Standard 0 = Optional N/A = Not Available

<b>2006 Sonata Specifications and Features—Safety and Security</b>	
<b>Active Safety—Passenger Restraint System</b>	<b>All Sonatas</b>
Driver and Front-Passenger Airbags with Occupant Classification System (OCS)	S
Front Seat-Mounted Side-Impact Airbags	S
Front and Rear Roof-Mounted Side Curtain Airbags	S
Active Front Head Restraints	S
Front Seatbelts (Driver's ELR/ Passenger ELR/ALR)—3-Point with Adjustable Shoulder Belt Height, Pretensioners and Load Limiters	S
Rear ALR/ELR Seatbelts—3-Point, All Positions	S
2 Rear-Seat LATCH—Lower Anchors and Tethers for Children	S
Child-Seat Tether Anchors (3)—Flush-Mounted on the Parcel Shelf	S
Child-Proof Rear Door Locks—See Delivery Section for details on how to operate	S
Power Window Lock-Out Button	S
Interior Trunk Release Lever—"Glow-in-the-Dark" Design	S
<b>Passive Safety</b>	<b>All Sonatas</b>
4-Wheel Disc Brakes	S
Anti-Lock Braking System (ABS) with Electronic Brake Force Distribution (EBD)	S
Electronic Stability Control System (ESC) with Traction Control System (TCS)	S
Energy-Absorbing Steering Column	S
Front and Rear Crumple Zones	S
5-MPH Bumpers	S
Hood Buckling Creases and Safety Stops	S
Bodyside Reinforcements	S
Door Reinforcements	S
Shift Interlock System	S
<b>Security</b>	<b>All Sonatas</b>
Tamper-Proof Door Lock Key Cylinder	S
Steering Wheel—Locks when key is removed	S
Trunk Lock	S
Anti-Theft Alarm System Integrated with Remote Keyless Entry	S
Locking Glove Compartment	S

S = Standard O = Optional N/A = Not Available

2006 Sonata Specifications and Features—Exterior			
Body/Chassis	All Sonatas		
Type	Monocoque unibody with perimeter subframe		
Materials—Primary	High-tensile steel		
Wheels and Tires	GL	GLS	LX
Wheels—16-Inch Steel with Full Wheel Covers	S	N/A	N/A
Wheels—16-Inch Aluminum-Alloy	N/A	S	N/A
Wheels—17-Inch Aluminum-Alloy	N/A	0	S
Tires—P215/60R16 Michelin®	S	S	N/A
Tires—P225/50R17 Michelin®	N/A	0	S
Spare Tire—Compact; see Delivery Section for more information	S	S	S
Exterior Lighting	GL	GLS	LX
Headlights—Halogen headlights with reflector high and low beams; see Delivery Section for details on how to operate	S	S	S
Automatic Headlight Control	N/A	S	S
Front Fog Lights	N/A	S	S
Center High Mount Stop Lamp	S	S	S
Outside Mirrors	GL	GLS	LX
Dual Body-Color Power Remote	S	S	S
Heated Lenses with Timer—Heated mirror activates automatically when rear window defroster is switched on	S	S	S
Moldings and Trim	GL	GLS	LX
Bumpers—Body-Color	S	S	S
Bodyside Molding—Body-Color	S	S	S
Window Belt Molding			
Black	S	N/A	N/A
Chrome	N/A	S	S
Glass	GL	GLS	LX
Tinted Glass	S	S (solar control on V6)	S (solar control)
Wipers	GL	GLS	LX
Front Windshield—2-speed with variable intermittent-wiper interval varies automatically with road speed (as car speeds up, wipers move at a faster rate); see Delivery Section for details on how to operate	S	S	S
Other	GL	GLS	LX
Sunroof with Sunshade—Power Glass Sliding and Tilt-Up Ventilation	N/A	0	0

S = Standard 0 = Optional N/A = Not Available

**2006 Sonata Dimensions, Weights and Capacities**

<b>2006 Sonata Dimensions, Weights and Capacities</b>			
<b>Exterior</b>		<b>All Sonatas</b>	
Wheelbase (in.)		107.4	
Overall Length (in.)		188.9	
Overall Width (in.)		72.1	
Overall Height (in.)		58.0	
Wheel Tread			
Front (in.)		62.0	
Rear (in.)		61.4	
<b>Interior</b>		<b>All Sonatas</b>	
Front Seat			
Head Room (in.)		40.1	
Leg Room (in.)		43.7	
Shoulder Room (in.)		57.4	
Hip Room (in.)		55.5	
Rear Seat			
Head Room (in.)		38.2	
Leg Room (in.)		37.4	
Shoulder Room (in.)		56.9	
Hip Room (in.)		55.3	
<b>Weights</b>	<b>GL/GLS Inline 4</b>	<b>GLS V6</b>	<b>LX</b>
Curb			
MT (lb.)	3,253	N/A	N/A
AT (lb.)	3,266	3,458	3,458
GVWR (lb.)	4,301	4,521	4,521
<b>Towing Capacity</b>		<b>All Sonatas</b>	
Maximum Towing Capacity (lb.)		1,500 (with trailer brakes) 1,000 (without trailer brakes)	
Maximum Trailer Tongue Weight (lb.)		198.0	
<b>Capacities</b>		<b>All Sonatas</b>	
Fuel Tank (gal.)		17.7	
Engine Oil			
2.4-Liter (qt.)		4.2	
3.3-Liter (qt.)		3.7	
Engine Coolant			
2.4-Liter (qt.)		7.3	
3.3-Liter (qt.)		9.4	
<b>Volume</b>		<b>All Sonatas</b>	
Passenger Compartment (cu. ft.)		105.4	
Cargo Trunk (cu. ft.)		16.3	
Total (cu. ft.)		121.7	

*N/A = Not Available*

## ◆ *Sonata and the Competition*

To effectively sell, you have to be aware of which vehicles your customers are cross-shopping—that way, you're prepared when they come in asking questions. In the case of Sonata, it goes against a wide variety of competitors—everything from mainstream sedans like the Honda Accord, Toyota Camry, Nissan Altima and the Chevy Malibu to the Mazda 6, Mitsubishi Galant, Kia Optima and Pontiac G6.

### ◆ *2006 Sonata Is Fully Competitive with the Segment Leaders*

#### Primary Competitive Set



#### Secondary Competitive Set





















































































### ◆ *Sources of Competitive Information*

- To help you prepare, review the Dare to Compare charts on the following pages, or go online to [www.HyundaiDealer.com](http://www.HyundaiDealer.com):
  - Select “**Sales,**” then “**Sales Training**” and a specific Hyundai vehicle. Select “**Comparison**” and then one of the vehicles under “**Dare to Compare**” for a chart comparing Hyundai vehicles to some in-class competitors.
  - For additional information, or to compare against any other vehicle on the market, click on the “**Comparator**” on the same page.
  - In the Links section of the Sales Training Online website, you will find links to other competitive comparison sites.

While the information contained in this book was correct at time of printing, specifications and equipment can change. No warranty or guarantee is being extended in this book and Hyundai reserves the right to change product specifications and equipment at any time without incurring obligation.

**“Dare to Compare”: 2006 Sonata GL and GLS**

 = Hyundai Competitive Advantage	2006 Hyundai Sonata GL Sedan	2006 Hyundai Sonata GLS Sedan	2006 Toyota Camry LE Sedan	2006 Honda Accord LX Sedan	2006 Nissan Altima 2.5 S Sedan	2006 Chevrolet Malibu LS Sedan
<b>Price</b>						
MSRP	\$17,895 	\$19,395 	\$19,545 	\$19,775 	\$19,300 	\$17,365
Freight/Handling Charge	\$600	\$600	\$540	\$550	\$580	\$625 
<b>Engine and Transmission</b>						
Engine Type (lit.)	2.4 DOHC I-4	2.4 DOHC I-4	2.4 DOHC I-4	2.4 SOHC I-4	2.5 DOHC I-4 	2.2 DOHC I-4
Horsepower (@ rpm)	162 @ 5,800	162 @ 5,800	154 @ 5,700 	166 @ 5,500	175 @ 6,000	144 @ 5,600 
Torque (lb.-ft. @ rpm)	164 @ 4,250	164 @ 4,250	160 @ 4,000 	160 @ 4,500 	180 @ 4,000	155 @ 4,000 
5-Speed Manual Transmission	S	N/A	S	S	S 	N/A
4-Speed SHIFTRONIC® Automatic Transmission	0	S 	0, 5-speed, not SHIFTRONIC® 	0, 5-speed, not SHIFTRONIC® 	0, not SHIFTRONIC® 	Not SHIFTRONIC® 
<b>Safety and Performance</b>						
Front Side-Impact Airbags	S	S 	0 	S 	0 	0 
Occupant Classification System (OCS)	S	S	S	S 	N/A	N/A 
Front and Rear Side-Curtain Airbags	S	S 	0 	S 	0 	0 
Front Active Head Restraints	S	S 	N/A	N/A 	S 	N/A 
3-Point ELR/ALR Rear Seatbelts (3)	S	S	S	S	S	S
Anti-Lock Braking System (ABS) with Electronic Brake Force Distribution (EBD)	S	S	S 	S, no EBD 	0 	0 
Electronic Stability Control (ESC)	S	S 	0 	N/A 	N/A 	N/A 
Traction Control System (TCS)	S	S 	0 	N/A 	N/A 	0 
4-Wheel Disc Brakes	S	S 	Rear drums 	Rear drums 	S 	Rear drums 
4-Wheel Independent Suspension	S	S	S	S	S	S
Front and Rear Stabilizer Bars	S	S	S	S	S	S
Power-Assisted Rack-and-Pinion Steering	S	S	S	S	S 	S, electric 
Speed-Sensitive Variable Intermittent Wipers	S	S 	Not speed-sensitive	S 	Not speed-sensitive 	S 
<b>Interior</b>						
Multi-Adjustable Driver's Seat with Lumbar Adjustment	No lumbar	S	Power 	No lumbar 	No lumbar 	S, 2-way power (vertical) 
Split Fold-Down 60/40 Rear Seatbacks	S	S	S 	Pass-through	S	S
Dual-Tier Center Console Storage with Armrest	S	S 	Not dual-tiered 	Not dual-tiered 	Not dual-tiered 	Not dual-tiered 
Rear-Seat Center Armrest	S	S	S	S	S	S
Wood-Grain Interior Trim	N/A	S 	A 	N/A	0 	N/A
Metal-Grain Interior Trim	N/A	S 	N/A	N/A	S 	N/A
Tachometer	S	S	S	S	S	S
<b>Entertainment, Comfort and Convenience</b>						
Air Conditioning	S	S	S	S	S	S
Power Windows with Driver's Auto-Down/Up	S	S 	No auto-up	S	S 	No auto-up 
Power Door Locks	S	S	S	S	S	S
Tilt Steering Column	S	S	S	S, and telescopic	S	S, and telescopic
Leather-Wrapped Steering Wheel and Shift Knob	S	S 	N/A	N/A 	0 	N/A 

 = Hyundai Competitive Advantage

S = Standard O = Factory Option/Option Package N/A = Not Available A = Dealer-Installed Accessory

Product information and MSRP (Manufacturer's Suggested Retail Price) as of 09/12/05. Information subject to change without notice. Please go online to [www.hyundaidealer.com](http://www.hyundaidealer.com) for updated pricing. Source: [www.toyota.com](http://www.toyota.com), [www.hondacars.com](http://www.hondacars.com), [nissanusa.com](http://nissanusa.com), [www.Chevrolet.com](http://www.Chevrolet.com)

**“Dare to Compare”: 2006 Sonata GL and GLS (continued)**

= Hyundai Competitive Advantage	2006 Hyundai Sonata GL Sedan	2006 Hyundai Sonata GLS Sedan	2006 Toyota Camry LE Sedan	2006 Honda Accord LX Sedan	2006 Nissan Altima 2.5 S Sedan	2006 Chevrolet Malibu LS Sedan
<b>Entertainment, Comfort and Convenience (continued)</b>						
AM/FM/MP3/CD Stereo with Steering Wheel-Mounted Controls	S (No steering wheel-mounted controls)	S	AM/FM/CD with 6 speakers, steering wheel-mounted controls	AM/FM/CD with 6 speakers, steering wheel-mounted controls	AM/FM/CD with 6 speakers, steering wheel-mounted controls	AM/FM/CD with 4 speakers
MP3 Capability	S	S	N/A	N/A	N/A	N/A
Rear Window Defroster	S	S	S	S	S	S
Front and Rear Cup Holders	S	S	S	S	S	S
Locking Glove Compartment	S	S	S	S	S	N/A
Remote Keyless Entry with Alarm	S	S	S	S	S, optional alarm	0
Cruise Control with Steering Wheel-Mounted Controls	S	S	No steering wheel-mounted controls	S	S	No steering wheel-mounted controls
<b>Exterior</b>						
Aluminum-Alloy Wheels	N/A	S	A	A	0	0
Tires	P215/60R16	P215/60R16	P205/65R15	P205/65R15	P215/60R16	P205/65R15
Body-Color Power Heated Outside Mirrors	S	S	Black, not heated	Not heated	0, heated	Black, not heated
Power Tilt/Slide Sunroof	N/A	0	0	N/A	0	N/A
Fog Lights	N/A	S	N/A	A	A	N/A
Body-Color Bodyside Moldings	S	S	S	S	0, chrome	S
<b>Dimensions and Capacities</b>						
Wheelbase (in.)	107.4	107.4	107.1	107.9	110.2	106.3
Head Room—Front/Rear (in.)	40.1/38.2	40.1/38.2	39.2/38.4	40.4/38.5	40.8/37.6	39.9/37.6
Leg Room—Front/Rear (in.)	43.7/37.4	43.7/37.4	41.6/37.8	42.6/36.8	43.9/36.4	41.9/38.5
Hip Room—Front/Rear (in.)	55.5/55.3	55.5/55.3	54.4/54.1	54.6/53.5	53.0/54.5	52.4/52.0
Shoulder Room—Front/Rear (in.)	57.4/56.9	57.4/56.9	57.5/56.7	56.9/56.2	56.3/56.0	56.7/56.1
Passenger Volume (cu. ft.)	105.4	105.4	101.8	102.7	102.87	101.4
Cargo Volume (cu. ft.)	16.3	16.3	16.7	14.0	15.6	15.4
Curb Weight—Manual Transmission (lb.)	3,253	N/A	3,108	3,115	3,041	N/A
Curb Weight—Automatic Transmission (lb.)	3,266	3,266	3,164	3,177	3,090	3,174
<b>Warranty</b>						
Basic (yr./mi.)	5/60,000	5/60,000	3/6,000	3/36,000	3/36,000	3/36,000
Powertrain (yr./mi.)	10/100,000	10/100,000	5/60,000	3/36,000	5/60,000	3/36,000
Anti-Perforation (yr./mi.)	7/unlimited	7/unlimited	5/unlimited	5/unlimited	5/unlimited	6/100,000
Roadside Assistance (yr./mi.)	5/unlimited	5/unlimited	N/A	N/A	3/36,000	3/36,000
<b>EPA-Estimated Fuel Economy</b>						
Manual Transmission—City/Highway (mpg)	24/34	N/A	24/33	26/34	24/31	N/A
Automatic Transmission—City/Highway (mpg)	24/33	24/33	24/34	24/34	23/29	24/34

= Hyundai Competitive Advantage

S = Standard O = Factory Option/Option Package N/A = Not Available A = Dealer-Installed Accessory

Product information and MSRP (Manufacturer's Suggested Retail Price) as of 09/12/05. Information subject to change without notice. Please go online to [www.hyundaidealer.com](http://www.hyundaidealer.com) for updated pricing. Source: [www.toyota.com](http://www.toyota.com), [www.hondacars.com](http://www.hondacars.com), [nissanusa.com](http://nissanusa.com), [www.Chevrolet.com](http://www.Chevrolet.com)

SONATA/2006 Dare to Compare

**“Dare to Compare”: 2006 Sonata GLS V6 and LX**

= Hyundai Competitive Advantage (LX)	2006 Hyundai Sonata GLS V6 Sedan	2006 Hyundai Sonata LX Sedan	2006 Toyota Camry LE Sedan	2006 Honda Accord LX Sedan	2006 Nissan Altima 2.5 S Sedan	2006 Chevrolet Malibu LS Sedan
<b>Price</b>						
MSRP	\$20,895	\$22,895	\$22,780	\$23,950	\$23,300	\$24,205
Freight/Handling charge	\$600	\$600	\$540	\$550	\$580	\$625
<b>Engine and Transmission</b>						
Engine Type (lit.)	3.3 DOHC V6	3.3 DOHC V6	3.0 DOHC V6	3.0 SOHC V6	3.5 DOHC V6	3.5 OHV V6
Horsepower (@ rpm)	235 @ 6,000	235 @ 6,000	190 @ 5,800	244 @ 6,250	250 @ 5,800	200 @ 5,400
Torque (lb.-ft. @ rpm)	226 @ 3,500	226 @ 3,500	197 @ 4,400	211 @ 5,000	249 @ 4,400	220 @ 3,200
5-Speed SHIFTRONIC® Automatic Transmission	S	S	5-speed, not SHIFTRONIC®	5-speed, not SHIFTRONIC®	0	4-speed, not SHIFTRONIC®
<b>Safety and Performance</b>						
Front Side-Impact Airbags	S	S	0	S	0	S
Occupant Classification System (OCS)	S	S	S	S	N/A	N/A
Front and Rear Side-Curtain Airbags	S	S	0	S	0	S
Front Active Head Restraints	S	S	N/A	N/A	S	N/A
3-Point ELR/ALR Rear Seatbelts (3)	S	S	S	S	S	S
Anti-Lock Braking System (ABS) with Electronic Brake Force Distribution (EBD)	S	S	S	S	0	S
Electronic Stability Control (ESC)	S	S	0	N/A	N/A	N/A
Traction Control System (TCS)	S	S	0	S	0	S
4-Wheel Disc Brakes	S	S	S	S	S	S
4-Wheel Independent Suspension	S	S	S	S	S	S
Front and Rear Stabilizer Bars	S	S	S	S	S	S
Power-Assisted Rack-and-Pinion Steering	S	S	S	S	S	S, electric
Speed-Sensitive Variable Intermittent Wipers	S	S	S	S	0, speed-sensitive	S
<b>Interior</b>						
Leather Seat Trim and Door Panel Inserts	N/A	S	N/A	N/A	0	S
8-Way Power Driver's Seat	0	S	S	S	S	6-way
Driver's Adjustable Lumbar Support	S	S	S	N/A	N/A	S
Heated Front Seats	N/A	S	N/A	N/A	0	S
Split Fold-Down 60/40 Rear Seatbacks	S	S	S	Non-split folding	S	S
Dual-Tier Center Console Storage with Sliding Armrest	S, no sliding armrest	S	S, not dual-tiered, no sliding armrest	S, not dual-tiered	S, not dual-tiered, no sliding armrest	S, not dual-tiered, no sliding armrest
Rear-Seat Center Armrest	S	S	S	S	S	S
Wood-Grain Interior Trim	S	S	A	N/A	N/A	N/A
Metal-Grain Interior Trim	S	S	N/A	N/A	S	N/A
Tachometer	S	S	S	S	S	S

= Hyundai Competitive Advantage

S = Standard O = Factory Option/Option Package N/A = Not Available A = Dealer-Installed Accessory

Product information and MSRP (Manufacturer's Suggested Retail Price) as of 09/12/05. Information subject to change without notice. Please go online to [www.hyundaidealer.com](http://www.hyundaidealer.com) for updated pricing. Source: [www.toyota.com](http://www.toyota.com), [www.hondacars.com](http://www.hondacars.com), [nissanusa.com](http://nissanusa.com), [www.Chevrolet.com](http://www.Chevrolet.com)



<b>“Dare to Compare”: 2006 Sonata GLS V6 and LX (continued)</b>						
= Hyundai Competitive Advantage (GLS)	2006 Hyundai Sonata GLS V6 Sedan	2006 Hyundai Sonata LX Sedan	2006 Toyota Camry LE Sedan	2006 Honda Accord LX Sedan	2006 Nissan Altima 2.5 S Sedan	2006 Chevrolet Malibu LS Sedan
<b>Entertainment, Comfort and Convenience</b>						
Automatic Temperature Control Air Conditioning	S, manual AC	S	Manual AC	Manual AC	Manual AC	S
Air Quality System	N/A	S	N/A	N/A	N/A	N/A
Interior Air Filter	N/A	S	S	S	S	N/A
Power Windows with Driver's Auto-Down/Up	S	S	No auto-up	S	S, includes passenger window	No auto-up
Power Door Locks	S	S	S	S	S	S
Tilt and Telescopic Steering Column	Not telescopic	S	Not telescopic	S	S	S
Leather-Wrapped Steering Wheel and Shift Knob	S	S	N/A	N/A	O, shift knob	S
Electrochromic Rearview Mirror with HomeLink® Programmable Transceiver and Compass	O	S	N/A	N/A	O	S
AM/FM/MP3/CD Stereo with 6 Speakers and Steering Wheel-Mounted Controls	S	S	AM/FM/CD with 6 speakers and steering wheel-mounted controls	S, including 6-disc CD changer A, MP3	AM/FM/CD stereo with 6 speakers and steering wheel-mounted controls O, 6-disc CD changer	AM/FM/CD stereo with 6 speakers and steering wheel-mounted controls
MP3 Capability	S	S	N/A	A	N/A	N/A
AM/FM/MP3/6-Disc CD Stereo with 6 Speakers, Subwoofer, External Amplifier and Steering Wheel-Mounted Controls	N/A	O	A, subwoofer	N/A	N/A	O, AM/FM/6-disc CD stereo with 6 speakers and steering wheel-mounted controls
Rear Window Defroster	S	S	S	S	S	S
Front and Rear Cup Holders	S	S	S	S	S	S
Locking Glove Compartment	S	S	S	S	S	N/A
Remote Keyless Entry with Alarm	S	S	S	S	S	S
Cruise Control with Steering Wheel-Mounted Controls	S	S	S, steering wheel-mounted controls not available	S	S	S
<b>Exterior</b>						
Aluminum-Alloy Wheels	S	S	S	A	S	S
Tires	P215/60R16 O, P225/50R17	P225/50R17	P205/65R15	P205/60R16	P215/55VR17	P225/50R17
Body-Color Power Heated Outside Mirrors	S	S	Not heated	Not heated	O, heat	S
Power Tilt/Slide Sunroof	O	O	O	N/A	O	O
Fog Lights	S	S	N/A	N/A	S	S
Body-Color Bodyside Moldings	S	S	S	S	N/A	S
<b>Dimensions and Capacities</b>						
Wheelbase (in.)	107.4	107.4	107.1	107.9	110.2	106.3
Head Room—Front/Rear (in.)	40.1/38.2	40.1/38.2	39.2/38.4	40.4/38.5	40.8/37.6	39.9/37.6
Leg Room—Front/Rear (in.)	43.7/37.4	43.7/37.4	41.6/37.8	42.6/36.8	43.9/36.4	41.9/38.5
Hip Room—Front/Rear (in.)	55.5/55.3	55.5/55.3	54.4/54.1	54.6/53.5	53.0/54.5	52.4/52.0

= Hyundai Competitive Advantage

S = Standard O = Factory Option/Option Package N/A = Not Available A = Dealer-Installed Accessory

Product information and MSRP (Manufacturer's Suggested Retail Price) as of 09/12/05. Information subject to change without notice. Please go online to [www.hyundaidealer.com](http://www.hyundaidealer.com) for updated pricing. Source: [www.toyota.com](http://www.toyota.com), [www.hondacars.com](http://www.hondacars.com), [nissanusa.com](http://nissanusa.com), [www.Chevrolet.com](http://www.Chevrolet.com)

**“Dare to Compare”: 2006 Sonata GLS V6 and LX (continued)**

= Hyundai Competitive Advantage (GLS)	2006 Hyundai Sonata GLS V6 Sedan	2006 Hyundai Sonata LX Sedan	2006 Toyota Camry LE Sedan	2006 Honda Accord LX Sedan	2006 Nissan Altima 2.5 S Sedan	2006 Chevrolet Malibu LS Sedan
<b>Dimensions and Capacities (continued)</b>						
Shoulder Room— Front/Rear (in.)	57.4/56.9	57.4/56.9	57.5/56.7	56.9/56.1	56.3/56.0	56.7/56.1
Passenger Volume (cu. ft.)	105.4	105.4	101.8	102.7	102.8	101.4
Cargo Volume (cu. ft.)	16.3	16.3	16.7	14.0	15.6	15.4
Curb Weight (lb.)	3,458	3,458	3,340	3,309	3,227 (MT) 3,274 (AT)	N/L
<b>Warranty</b>						
Basic (yr./mi.)	5/60,000	5/60,000	3/36,000	3/36,000	3/36,000	3/36,000
Powertrain (yr./mi.)	10/100,000	10/100,000	5/60,000	3/36,000	5/60,000	3/36,000
Roadside Assistance (yr./mi.)	5/unlimited	5/unlimited	N/A	N/A	3/36,000	3/36,000
<b>EPA-Estimated Fuel Economy</b>						
Automatic Transmission— City/Highway (mpg)	20/30	20/30	20/28	21/30	21/27 (MT) 20/30 (AT)	23/32

= Hyundai Competitive Advantage

S = Standard O = Factory Option/Option Package N/A = Not Available A = Dealer-Installed Accessory N/L = Not Listed

Product information and MSRP (Manufacturer's Suggested Retail Price) as of 09/12/05. Information subject to change without notice. Please go online to [www.hyundaidealer.com](http://www.hyundaidealer.com) for updated pricing. Source: [www.toyota.com](http://www.toyota.com), [www.hondacars.com](http://www.hondacars.com), [nissanusa.com](http://nissanusa.com), [www.Chevrolet.com](http://www.Chevrolet.com)

*This page intentionally left blank.*



*Hyundai Advantage™*

AMERICA'S BEST WARRANTY™

### ***Hyundai Warranty Information***

With ownership of every 2006 Hyundai, the Hyundai Advantage™ provides owners with full limited protection unlike any other manufacturer. This is the best warranty, bar none!

The Hyundai Advantage™ offers owners the ultimate coverage and a decade of dependability:

- ◆ 10-Year/100,000-Mile Powertrain Warranty Protection
- ◆ 5-Year/60,000-Mile New Vehicle Unlimited Warranty Protection
- ◆ 5-Year/Unlimited-Mileage Roadside Assistance
- ◆ 7-Year/Unlimited-Mileage Anti-Perforation Warranty Protection
- ◆ 8-Year/80,000-Mile Federal Emissions Defect and Performance Warranty
- ◆ 7-Year/70,000-Mile California Emissions Control Systems Warranty
- ◆ 12-Month/12,000-Mile Replacement Parts and Accessory Unlimited Warranty