



SANTA FE

♦ *In This Section:*

New for 2006	1
Advantages	2
Trim Differences	7
Common Features	8
4-Wheel-Drive Systems	9
Model Codes, Options, Color and Trim	10
Port and Dealer Options and Accessories	11
Specifications and Features	12
The Competition	19
Dare to Compare	20



History of the Santa Fe

Santa Fe continues to grow in popularity. With generous interior room, it's a viable alternative to the other SUVs—Ford Escape, Honda CR-V, Toyota RAV4, Jeep Liberty and Subaru Forester. Plus, the availability of the 2.7-liter and 3.5-liter V6 engines, it's even more fun to drive.

- Since its introduction in the fall of 2000, the award-winning Santa Fe sport utility vehicle has been selling so fast, the factory and the dealers are barely able to keep up with customer demand.
- A revised dashboard center stack, larger air conditioning vents, revised overhead console, optional power sliding sunroof and more were added in the middle of the 2002 model year.
- For 2003, the additions were side-impact airbags for the driver and front-seat passenger, new Monsoon stereo systems for the GLS and LX models, the HomeLink® system for the LX and the availability of the larger 3.5-liter V6 (standard on the LX model, optional on the GLS), which also includes a new InterActive 4-wheel-drive system.
- Major enhancements for the 2005 model year included standard Anti-lock Braking System (ABS) with Traction Control System (TCS) on all models, advanced airbags with a front-seat passenger presence sensor, a newly designed instrument cluster, a revised grille, cladding and taillights, and a power driver's seat on LX models.

◆ *New for 2006*

A new Limited trim level replaces the LX trim.

Limited trim includes all 3.5 GLS features, plus:

- Automatic temperature control with outside temperature display
- Leather seating surfaces
- Heated front seats
- Power driver's seat
- Monsoon® AM/FM/6-disc CD changer
- Automatic light control
- Trip computer
- Chrome exterior door handles

Other 2006 changes include:

- Electrochromic interior mirror with HomeLink® (now standard on GLS 3.5L and Limited models)

◆ Santa Fe's Safety Advantages

◆ Standard Safety Equipment

- Front seat-mounted side-impact airbags
- 4-wheel/4-sensor Anti-lock Braking System (ABS)
- Traction Control System (TCS)
- 4-wheel disc brakes

Santa Fe's Standard Safety Features versus the Competition				
	2006 Hyundai Santa Fe GLS	2006 Ford Escape XLT	2006 Toyota Highlander V6	2006 Chevrolet Equinox LS
Front Seat-Mounted Side-impact Airbags	S	N/A	O	N/A
Anti-Lock Braking System	S	S	S	O
Traction Control System	S	N/A	S	O
4-Wheel Disc Brakes	S	Rear drum	S	Rear drum

S = Standard, O = Optional, N/A = Not Available

◆ Santa Fe's Engine Advantages

◆ Powerful and Efficient Engines

- 170-horsepower all-aluminum 16-valve DOHC 2.7-liter V6 (standard GLS)
- 200-horsepower 24-valve, DOHC 3.5-liter V6 (standard LX, optional GLS)

Santa Fe's Powertrain versus the Competition					
	2006 Hyundai Santa Fe 2.7 GLS	2006 Hyundai Santa Fe 3.5 GLS	2006 Ford Escape XLT	2006 Toyota Highlander V6	2006 Chevrolet Equinox LS
Displacement (lit.)	2.7	3.5	3.0	3.3	3.4
Horsepower (@ rpm)	170 @ 6,000	200 @ 5,500	200 @ 6,000	215 @ 5,800	185 @ 5,200
Torque (lb.-ft. @ rpm)	181 @ 4,000	219 @ 3,500	193 @ 4,850	222 @ 4,400	210 @ 3,800
Automatic Transmission	4-speed	5-speed	4-speed	5-speed	5-speed
SHIFTRONIC®	Yes	Yes	No	No	No
Fuel Economy— City/Highway					
2WD (mpg)	19/25	17/23	20/24	19/25	19/25
4WD (mpg)	18/23	17/23	19/23	18/24	19/25
Fuel Capacity (gal.)	19.0	19.0	16.5	19.1	17.0
Fuel Type	Regular unleaded (87 octane)	Regular unleaded (87 octane)	Regular unleaded (87 octane)	Regular unleaded (87 octane)	Regular unleaded (87 octane)
Emissions Classification	LEV II	LEV II	N/L	ULEV	N/L
Towing Capacity					
Standard (lb.)	2,700 (2WD)	3,000 (2WD)	2,000	2,000	3,500
Maximum (lb.)	2,200 (4WD)	2,500 (4WD)	3,500	3,500	3,500
Curb Weight					
2WD (lb.)	3,549	3,737	3,300	3,650	3,660
4WD (lb.)	3,752	3,946	3,492	3,935	3,776
GVWR					
2WD (lb.)	5,085	5,086	4,500	5,360	5,070
4WD (lb.)	5,240	5,238	4,640	5,360	5,070

LEV=Low-Emission Vehicle ULEV=Ultra Low-Emission Vehicle SULEV= Super Ultra-Low-Emission Vehicle

N/L=Not Listed

Competitive specifications as of 8/28/05; subject to change without notice.

◆ *Santa Fe's Interior Volume Advantages*

Santa Fe Has Active and Passive Safety Advantages over the Competition				
	2006 Hyundai Santa Fe	2006 Ford Escape	2006 Toyota Highlander	2006 Chevrolet Equinox
Passenger Volume (cu. ft.)	100.7	99.2	104.7	N/L
Cargo Volume—Seats Up (cu. ft.)	30.5	29.3	39.7	35.2
Cargo Volume—Seats Down (cu. ft.)	77.7	66.3	80.6	68.6
Total Interior Volume (cu. ft.)	131.2	128.5	144.5	N/L

N/L=Not Listed

SANTA FE/*Interior Volume Advantages*

◆ *Santa Fe's Value Advantages*

◆ *Feature For Feature, Dollar for Dollar—More Car for Less Money*

Mechanical

- Automatic transmission with SHIFTRONIC® manual sports mode
(A SHIFTRONIC® type transmission is not available on Ford Escape, Toyota Highlander or Chevrolet Equinox.)
- Anti-lock Braking System (ABS)
- Traction Control System (TCS)
(Traction control is not available on Ford Escape.)
- 4-wheel disc brakes
(Rear drum brakes are used on Ford Escape and Chevrolet Equinox.)
- Fully independent front and rear suspension

Comfort and Convenience

- Roomy cabin with comfortable 5-passenger seating
- 60/40 split fold-down and reclining rear seatback
- Air conditioning
- Power windows and door locks
- Powered heated mirrors
(Heated mirrors are not available on Chevrolet Equinox.)

Entertainment

- Monsoon AM/FM/CD/cassette

Other


- Standard 16-inch aluminum-alloy wheels

◆ *Santa Fe's Warranty Advantages*

◆ *Backed by America's Best Warranty™*

Santa Fe Warranties Far Outlast the Competition				
	2006 Hyundai Santa Fe	2006 Ford Escape	2006 Toyota Highlander	2006 Chevrolet Equinox
Powertrain Warranty (yr./mi.)	10/100,000	3/36,000	5/60,000	3/36,000
New Vehicle Limited Warranty (yr./mi.)	5/60,000	3/36,000	3/36,000	3/36,000
Anti-Perforation Warranty (yr./mi.)	7/unlimited	5/unlimited	5/unlimited	6/100,000
Roadside Assistance (yr./mi.)	5/unlimited	3/36,000	N/A	3/36,000

N/A=Not Available

2006 Santa Fe—Trim Differences		
INTERIOR		MECHANICAL/EXTERIOR
GLS 2.7L—Mechanical	GLS 2.7L	GLS 2.7L—Entertainment
<ul style="list-style-type: none"> • 2.7-liter DOHC V6 produces 170 horsepower • 4-speed automatic transmission • Optional mechanical full-time 4-wheel drive 		<ul style="list-style-type: none"> • Monsoon® AM/FM/CD player/cassette
GLS 2.7L—Comfort and Convenience		GLS 3.5L
<ul style="list-style-type: none"> • Premium cloth seating surfaces • 8-way manual driver's seat • 4-way manual passenger's seat • Air conditioning 		<ul style="list-style-type: none"> • Body-color door handles
GLS 3.5L—Mechanical		GLS 3.5L—Entertainment
<ul style="list-style-type: none"> • 3.5-liter DOHC V6 produces 200 horsepower • 5-speed automatic transmission • Optional electronic part-time 4-wheel drive 		<ul style="list-style-type: none"> • Monsoon® AM/FM/CD player/cassette
GLS 3.5L—Comfort and Convenience		Limited—Entertainment
<ul style="list-style-type: none"> • Premium cloth seating surfaces • 8-way manual driver's seat • 4-way manual passenger's seat • Air conditioning • Electrochromic mirror with HomeLink® 		<ul style="list-style-type: none"> • Monsoon® AM/FM/CD changer
Limited—Mechanical		Limited—Other
<ul style="list-style-type: none"> • 3.5-liter DOHC V6 produces 200 horsepower • 5-speed automatic transmission • Optional electronic part-time 4-wheel drive 		
Limited—Comfort and Convenience		
<ul style="list-style-type: none"> • Leather seating surfaces • Power driver's seat • Heated front seats • Stainless-steel scuff plates • Automatic temperature control air conditioning with outside temperature display • Electrochromic mirror with HomeLink® • Automatic light control • Trip computer 		

Santa Fe Common Features

Safety and Performance

- Front seat-mounted side-impact airbags
- Anti-lock Braking System (ABS) with Traction Control System (TCS)

Comfort and Convenience

- Driver's seat lumbar support
- 60/40 split fold-down rear seat w/ center armrest
- Reclining rear seatbacks
- Cargo net
- Retractable cargo cover
- First aid kit
- Optional floor mats
- Power windows and door locks
- Illuminated driver and front-passenger visor vanity mirrors
- Remote keyless entry with alarm
- Cruise control

Other

- 16-inch alloy wheels
- P225/70R-16 tires

- Heated power mirrors
- Lower bodyside cladding
- Rear window wiper/washer
- Roof side rails
- Rear side privacy glass
- Tinted glass with sunshade band
- Fog lights
- Optional sunroof

Dimensions and Capacities

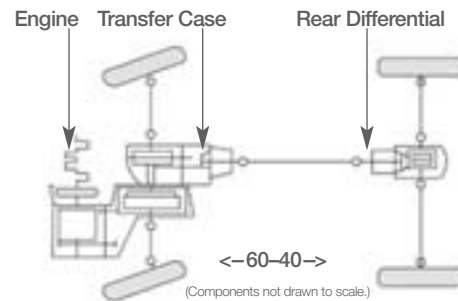
- Passenger volume: 100.7 cubic feet
- Cargo volume:
 - 30.5 cubic feet (rear seat up)
 - 77.7 cubic feet (rear seat down)
- Fuel economy:
 - 2.7-liter 2WD: 19/25 mpg (city/highway)
 - 2.7-liter 4WD: 18/23 mpg (city/highway)
 - 3.5-liter 2WD: 17/23 mpg (city/highway)
 - 3.5-liter 4WD: 17/23 mpg (city/highway)
- Fuel capacity: 19.0 gallons

◆ 4-Wheel-Drive Systems

Although both 4-wheel-drive systems are the same as 2005, their individual differences are significant and worth reviewing.

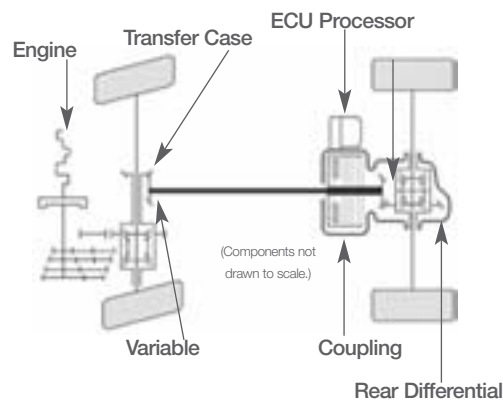
2.7-Liter Mechanical Full-Time 4-Wheel-Drive System (GLS Option)

- Always engaged
- 60% to front wheels/40% to rear wheels
- Center differential
- Viscous coupling
- No sensors
- 100% mechanical



Electronic Interactive Torque Management On-Demand 4-Wheel-Drive System (GLS 3.5-Liter V6/Limited Option)

The electronic InterActive Torque Management 4-wheel-drive system on the 3.5-liter Santa Fe models routes up to 99% of the power to the front wheels; then as road conditions or torque demand (acceleration) changes, the system automatically diverts up to 50% of the power to the rear wheels. This electronic "on-demand" system operates in variable 4-wheel drive at all times by monitoring the throttle position, front wheel angle and wheel slippage/spin; then as conditions change, power is automatically routed to the wheels with the best traction.



What's Important to the Customer About This System

- **Rainy weather:** Automatically compensates for slipping tires.
- **Snow:** Provides power to the wheels with the best traction.
- **Gravel:** Constantly monitors which tires have the best traction.
- **Acceleration:** Balances power between front and rear wheels to minimize wheel slippage when accelerating.
- This electronic 4-wheel-drive system is lighter and has less drag on the drivetrain, which helps enhance fuel economy.
- Under heavy acceleration, this system senses if the front wheels start to spin, then sends more power to the rear wheels.
- When going around a corner, the weight of the vehicle shifts, which can affect traction. With this system, power is automatically transferred to the wheels with the best grip of the road.
- When driving on loose terrain, this system maintains balance for maximum traction.
- Works in harmony with Anti-lock Braking System (ABS) and Traction Control System (TCS) for more effective braking and vehicle control.

2006 Santa Fe Model Codes and Options			
Model	Code	Model Car Codes	50 State Options
Santa Fe GLS 2WD 2.7L	60452	01	None
Santa Fe GLS 2WD 2.7L	60452	02	Sunroof
Santa Fe GLS 2WD 3.5L	60472	01	None
Santa Fe GLS 2WD 3.5L	60472	02	Sunroof
Santa Fe Limited 2WD 3.5L	60482	01	None
Santa Fe Limited 2WD 3.5L	60482	02	Sunroof
Santa Fe Limited 2WD 3.5L	60482	03	Sunroof, Monochromatic Black Appearance Package
Santa Fe GLS 4WD 2.7L	60552	01	None
Santa Fe GLS 4WD 2.7L	60552	02	Sunroof
Santa Fe GLS 4WD 3.5L	60572	01	None
Santa Fe GLS 4WD 3.5L	60572	02	Sunroof
Santa Fe Limited 4WD 3.5L	60582	01	None
Santa Fe Limited 4WD 3.5L	60582	02	Sunroof
Santa Fe Limited 4WD 3.5L	60582	03	Sunroof, Monochromatic Black Appearance Package

2006 Santa Fe Color and Trim					
Exterior				Interior	
Body Color	Body Color Code Gray/Beige Interior	Cladding Color/Code	Paint Type	Gray	Beige
Black Obsidian	ED/TX	Cool Gray/HC	Solid	◆	◆
Black Obsidian	ED/TX	Black/TBD	Solid	◆	◆
Nordic White	NU/WI	Light Silver/PE	Solid	◆	◆
Pewter	RZ/-	Cool Gray/HC	Metallic	◆	
Steel Blue	W5/-	Mauve Gray/XA	Metallic	◆	
Mocha Frost	-/K4	Mauve Gray/XA	Metallic		◆
Nautical Blue	OL/M4	Cool Gray/HC	Metallic	◆	◆
Dark Emerald Green	-/H8	Cool Gray/HC	Pearl		◆

*Can only be ordered on Package 3, Monochromatic Black Appearance Group

2006 Santa Fe Accessories		
Mechanical	PIO/DIO	Part Number
Engine Block Heater	DIO	00208-16100
Exterior	PIO/DIO	Part Number
Mudguards	PIO DIO	08460-26111/26511 (front/rear) 08460-26110/26510 (front/rear)
Roof Rack Crossrails	DIO	08211-26000
Tow Hitch—4-Cylinder and V6	DIO DIO	00262-74000 00262-74P00
Wheel Locks	DIO DIO	00263-10005 exposed lugs 00263-10004 covered lugs
Rear Deflector	DIO	00239-71008
Hood Deflector	DIO	00239-75004
Mask—2-Piece	DIO	00239-75002
Mask—Hood Only	DIO	00239-75003
T-Mask—2-Piece	DIO	00239-75000
T-Mask—Hood Only	DIO	00239-75001
Roof Rack Bike Carrier	DIO	00285-03002
Roof Bike Carrier Attachment Adapter	DIO	00288-04001
Roof Rack Basket	DIO	00285-73000
Ski and Snow Board Combo	DIO	00285-03003
Tow Hitch Bike Carrier	DIO	00285-03000
Interior	PIO/DIO	Part Number
Carpet Mats	PIO DIO	08140-26011-TI/YD 08140-26021-TI/YD
Mats—Rubber	DIO	08130-26010
Cargo Net	DIO DIO	00242-71000 00242-71P00
Cargo Tray	PIO DIO	08120-26101-BE/GR 08120-26100-BE/GR
First Aid Kit	DIO	00279-04000
Luxury Net	DIO DIO	00242-71001 00242-71P01
Wood Trim	DIO DIO	08770-26010-AZ (man. HVAC) 08770-26010-BZ (auto. HVAC)
Cargo Organizer—Folding	DIO	00260-71002
Interior Bike Rack	DIO	00288-71012
Scuff Plates	DIO	08450-26000 TI/YD
Trouble Light	DIO	08680-01000

PIO = Port-Installed Option DIO = Dealer-Installed Option

2006 Santa Fe Specifications and Features—Mechanical		
Engine	GLS	Limited
2.7-Liter V6 Engine—Transversely mounted, aluminum block and head, produces 170 horsepower at 6,000 rpm and 181 lbs.-ft. of torque at 4,000 rpm; double overhead cam with four valves per cylinder and sequential multipoint fuel injection	S	N/A
3.5-Liter V6 Engine—Transversely mounted V6 produces 200 horsepower at 5,500 rpm and 219 lb.-ft. of torque at 3,500 rpm; double overhead cam with four valves per cylinder and sequential multi-point fuel injection	O	S
Transmission and Drive System	GLS	Limited
Mechanical Full-Time 4-Wheel Drive	O	N/A
Interactive 4WD—Routes up to 99% of the power to the front wheels; as road conditions or torque demand (acceleration) changes, the system automatically diverts up to 50% of the power to the rear wheels	O (with 3.5-liter V6)	O
4-Speed Automatic Transmission—With overdrive, shift lock and SHIFTRONIC® feature that allows driver to select fully Automatic mode or Manual mode; overdrive 4th gear allows engine to operate at lower rpm to enhance fuel economy, quieter operation and minimizes wear and-tear on the engine; Manual mode allows 2nd gear starts on slippery surfaces for better traction	S	N/A
5-Speed Automatic Transmission—With overdrive, shift lock and SHIFTRONIC®; adds 5th gear to further enhance fuel economy, provide quieter operation and minimize wear-and-tear on the engine; provides sportier performance; lower first gear for more pulling power; Manual mode allows 2nd gear starts on slippery surfaces for better traction	S (with 3.5-liter V6)	S
Gear Ratios	4AT:	5AT:
1st (:1)	2.84	3.789
2nd (:1)	1.49	2.057
3rd (:1)	1.00	1.421
4th (:1)	0.73	1.039
5th (:1)	N/A	0.731
Reverse (:1)	2.72	3.865
Final Drive Ratio (:1)	4.32 (FWD)/4.52 (4WD)	3.684
Fuel Economy	GLS	Limited
Front-Wheel Drive—City/Highway (mpg)	19/25	17/23
4-Wheel Drive—City/Highway (mpg)	18/23	17/23
Recommended Fuel	Unleaded Regular 87 Octane	
Electrical	All Santa Fes	
Ignition System—Type	Full transistor breakerless electronic with dual knock sensors	
Starter—Rating (volt/kw)	12/11.2	
Alternator—Rating (amp)	110 (2.7-liter)/120 (3.5-liter)	
Battery—Rating (68D23R U.S.) (volt/amp hr)	12/68	

* EPA estimates for comparison. Actual mileage will vary with options, driving conditions, driving habits and vehicle's condition.

S = Standard O = Optional N/A = Not Available

2006 Santa Fe Specifications and Features—Mechanical (continued)	
Brakes	All Santa Fes
Front—Ventilated Disc (in.)	10.9 (2.7-liter 2WD) 11.7 (2.7-liter 4WD and all 3.5-liter)
Rear—Solid Disc (in.)	11.2 (all)
Brake Control—Power-Assisted	S
Anti-Lock Braking System (ABS)—4-wheel/4-sensor/4-channel design helps the driver maintain vehicle directional stability (steering) during emergency braking situations	S
Traction Control System (TCS)—Electronic, actuating fuel supply and brakes; helps prevent drive-wheel spin on slippery or gravel surfaces by electronically controlling the brakes and engine to maintain traction	S
Steering	All Santa Fes
Type	Rack-and-pinion
Power Assisted—Reduces the amount of steering effort required by the driver	S
Overall Ratio	18.9:1
Turns—Lock to Lock	2.93
Turning Diameter—Curb to Curb (ft.)	37.1
Steering Wheel—4-Spoke Leather-Wrapped Rim	S
Tilt Steering—Allows each driver to find the most comfortable driving position	S
Suspension	All Santa Fes
Front—Independent MacPherson strut with coil springs for a comfortable ride	S
Front—Stabilizer bar (22.9 mm) reduces body lean when cornering	S
Rear—Independent multi-link with coil springs improves handling and road feel	S
Rear—Stabilizer bar (14.0 mm) reduces body lean when cornering	S (with 3.5-liter V6)

S = Standard O = Optional N/A = Not Available

2006 Santa Fe Specifications and Features—Interior		
Seating	Santa Fe GLS	Santa Fe Limited
Capacity	5	5
Seat Material—Deluxe Cloth	S	N/A
Leather Seating Surfaces	N/A	S
Front Seats		
Driver's 8-Way Adjustable Seat	S	S
Driver's Adjustable Lumbar Support	S	S
Power Driver's Seat	N/A	S
Passenger's Adjustable Lumbar Support	S	S
Passenger's 4-Way Adjustable Seat	N/A	N/A
Rear Seat 60/40 Split Fold-Down Seatback—One side can be folded for cargo while the other remains up for a passenger	S	S
Fold-Down Center Armrest	S	S
Reclining Rear Seatbacks	S	S
Adjustable Headrest, Outboard Positions	S	S
Comfort and Convenience	GLS	Limited
Inside Electrochromic Rearview Mirror (Auto-Dimming)—Automatically "dims" the mirror during night driving conditions for easier rear visibility	S (3.5-liter GLS)	S
HomeLink® Integrated Transceiver—Located on inside rearview mirror, eliminates the need to clip hand-held transmitters to the sunvisor; capable of activating a wide range of devices, including garage door openers gate operators home lighting, security systems, and small appliances; see Delivery Section for details on how to operate	S (3.5-liter GLS)	S
Cruise Control—Allows driver to maintain a predetermined set speed with foot removed from the accelerator pedal	S	S
Power Windows—Driver's Auto-Down	S	S
Power Window Switches Illuminated	S	S
Power Door Locks	S	S
Remote Keyless Entry System with Alarm	S	S
Remote Releases—Hood, Fuel-Filler Door	S	S
Center Console—With Armrest and 2-Tier Storage	S	S
12-Volt Outlets—Two in Instrument Panel, One in Cargo Area	S	S
Glove Compartment—Illuminated, Lockable	S	S
Overhead Console—With Sunglasses Storage	S	S
Overhead Console—With Compass (Requires Sunroof)	S (with sunroof)	S (with sunroof)
Cup Holders—Front Center Console (2) , Rear Center Console (2), Rear Center Armrest (2)	S	S
Cargo Net	S	S
Retractable Cargo Cover	S	S
Entertainment	GLS	Limited
218-Watt Monsoon® AM/FM/CD/Cassette—See Delivery Section for details on how to operate	S	N/A
218-Watt Monsoon® AM/FM/In-Dash 6-Disc CD Changer—See Delivery Section for details on how to operate	N/A	S
6 Speakers	S	S
Monsoon® Premium Speakers	S	S
Antenna—Roof-Mounted Micro-Antenna (Foldable to Clear Roof Rack Cargo)	S	S

S = Standard O = Optional N/A = Not Available

2006 Santa Fe Specifications and Features—Interior (continued)		
Climate Control	GLS	Limited
Air Conditioning—Manual Rotary Controls	S	N/A
Air Conditioning/Heater with Fully Automatic Temperature Control—Once you select a desired interior temperature, it automatically controls the heating and air conditioning systems to maintain that temperature; see Delivery Section for details on how to operate	N/A	S
Rear Window Defroster	S	S
Power Sunroof	0	0
Interior Trim	GLS	Limited
Door Scuff Plate—Stainless-Steel	N/A	S
Door Trim—Simulated Leather Inserts	S	S
Leather-Wrapped Shift Knob	S	S
Floor Covering—Deluxe Cut-Pile Carpet	S	S
Door Pockets	S	S
Floor Mats	0	0
Instrumentation	GLS	Limited
Speedometer—Analog	S	S
Tachometer—Analog	S	S
Odometer—LCD Digital	S	S
Trip Odometer—LCD Digital	S	S
Trip Computer	N/A	S
Lamps	All Santa Fes	
Central Overhead Dome Light	S	
Front Maplights	S	
Glovebox Illumination	S	
Front Ashtray Light	S	
Illuminated Ignition	S	
Cargo Area Light	S	
Sunvisors		
Driver's Vanity Mirror with Illumination	S	
Passenger's Vanity Mirror with Illumination	S	

S = Standard 0 = Optional N/A = Not Available

2006 Santa Fe Specifications and Features— Safety and Security	
Safety	All Santa Fes
Front Airbags—Driver and Front-Passenger	S
Front Seat—Mounted Side-Impact Airbags	S
Front Seatbelts—3-point with adjustable shoulder belt height, pretensioners and load limiters; driver's belt is ELR only; passenger belt is ELR/ ALR	S
Rear Seatbelts—Outboard 3-Point, ELR/ ALR	S
2 Outboard Rear Seat Lower Anchors and Tethers for Children—LATCH	S
Child-Seat Tether Anchors (3) Mounted in Cargo Floor	S
Child-Proof Rear Door Locks—See Delivery Section for details on how to operate	S
Power Window Lock-Out Button	S
Anti-Lock Braking System (ABS)	S
Traction Control System (TCS)	S
First Aid Kit	S
Passive Safety	All Santa Fes
4-Wheel Disc Brakes	S
Energy-Absorbing Steering Column	S
Front and Rear Crumple Zones	S
2.5-MPH Bumpers	S
Hood Buckling Creases and Safety Stops	S
Bodyside Reinforcements	S
Door Reinforcements	S
Shift Interlock System	S
Security	All Santa Fes
Tamper-Proof Door Lock Key Cylinder	S
Steering Wheel—Locks when key is removed	S
Anti-Theft System Keyless Entry Remote	S

S = Standard O = Optional N/A = Not Available

2006 Santa Fe Specifications and Features—Exterior		
Body/Chassis	All Santa Fes	
Type	Monocoque unibody with perimeter subframe	
Materials—Primary	High-tensile steel	
Underbody Plate—Plastic	S	
Hood Insulation	S	
Wheels and Tires	All Santa Fes	
Wheels—5-Spoke (6.5- x 16-Inch) Aluminum-Alloy	S	
Tires—P225/70R16	S	
Spare Tire—Full-Size on an Alloy Wheel; see Delivery Section for more information	S	
Exterior Lighting	All Santa Fes	
Headlights—Crystal lens with multi-parabola halogen reflectors; see Delivery Section for details on how to operate	S	
Automatic Headlight Control	S (Limited)	
Front Fog Lights Crystal Lens with Smooth Halogen Reflector	S	
Center High Mount Stop Lamp	S	
Outside Mirrors	GLS	Limited
Dual Body-Color Power Remote	S	S
Heated Lenses with Timer—Heated mirror activates automatically when rear window defroster is switched on	S	S
Moldings and Trim	GLS	Limited
Bumpers/Grille Surround—Accent Color	S	S
Bumpers/Grille Surround—Monotone (Black)	N/A	0
Lower Bodyside Cladding—Accent Color	S	S
Lower Bodyside Cladding—Monotone (Black)	N/A	0
Roof Rack Side Rails—Black	S	S
Door Handles—Body-Color	S	N/A
Door Handles—Chrome	N/A	S
Glass	All Santa Fes	
Tinted Glass with Sunshade Band	S	
Privacy Glass—B-Pillar Rearward	S	
Wipers	All Santa Fes	
Front Windshield—2-speed with variable intermittent; see Delivery Section for details on how to operate	S	
Rear Window—2-Speed with Fixed Intermittent	S	
Other	All Santa Fes	
Sunroof with Sunshade—Power Glass Sliding and Tilt-Up Ventilation	0	
Hood Support—Gas Lifters	S	
Running Boards	0	
Mud Guards—Front and Rear	0	

S = Standard 0 = Optional N/A = Not Available

2006 Santa Fe Dimensions, Weights and Capacities		
Exterior	All Santa Fes	
Wheelbase (in.)	103.1	
Overall Length (in.)	177.2	
Overall Width (in.)	72.7	
Overall Height (in.)	66.0	
Wheel Tread—Front/Rear (in.)	60.7/60.7	
Ground Clearance (in.)	8.1	
Approach/Departure/Ramp Breakover Angles (deg.)	28/26/21	
Interior	All Santa Fes	
Front Seat		
Head Room (in.)	39.6	
Leg Room (in.)	41.6	
Shoulder Room (in.)	56.3	
Hip Room (in.)	54.3	
Rear Seat		
Head Room (in.)	39.2	
Leg Room (in.)	36.8	
Shoulder Room (in.)	56.5	
Hip Room (in.)	53.9	
Weights	GLS (2.7L)	GLS (3.5L) and Limited
Curb		
2WD (lb.)	3,549	3,737
4WD (lb.)	3,752	3,946
GVWR		
2WD (lb.)	5,085	5,086
4WD (lb.)	5,240	5,238
Towing Capacity*		
2WD (lb.)	2,700	3,000
4WD (lb.)	2,200	2,500
Capacities	All Santa Fes	
Fuel Tank (gal.)	19.0	
Engine Oil (qt.)	4.7 (2.7-liter engine)/4.5 (3.5-liter engine)	
Engine Coolant (qt.)	7.4 (2.7-liter engine)/8.6 (3.5-liter engine)	
Capacities	All Santa Fes	
Passenger Compartment (cu. ft.)	100.7	
Cargo Trunk Volume		
Rear Seats Up (cu. ft.)	30.5	
Rear Seats Folded (cu. ft.)	77.7	
Total (cu. ft.)	131.2	

S = Standard O = Optional N/A = Not Available

* See the Owner's Manual for full details.

◆ 2006 Santa Fe versus the Competition

This continues to be one of the “hottest” segments of the industry, and more and more people are recognizing the value that Santa Fe has to offer. To be ready for this customer, you have to know the competition.

Primary Competitors



Secondary Competitors




































◆ Sources of Competitive Information

- To help you prepare, review the Dare to Compare charts on the following pages, or go online to www.HyundaiDealer.com:
 - Select “Sales,” then “Sales Training” and a specific Hyundai vehicle. Select “Comparison” and then one of the vehicles under “Dare to Compare” for a chart comparing Hyundai vehicles to some in-class competitors.
 - For additional information, or to compare against any other vehicle on the market, click on the “Comparator” on the same page.
 - In the Links section of the Sales Training Online website, you will find links to other competitive comparison sites.

While the information contained in this book was correct at time of printing, specifications and equipment can change. No warranty or guarantee is being extended in this book and Hyundai reserves the right to change product specifications and equipment at any time without incurring obligation.

“Dare to Compare”: 2006 Santa Fe GLS 2WD







































 = Hyundai Competitive Advantage	2006 Hyundai Santa Fe GLS 2WD	2006 Ford Escape XLT 2WD	2006 Toyota Highlander V6 4x2	2006 Chevrolet Equinox LS 2WD
Price				
MSRP	\$21,695	 \$23,390	 \$25,590	 \$21,755
Freight/Handling Charge	\$600	 \$615	\$565	\$590
Engine and Transmission				
Engine Type (lit.)	2.7 DOHC V6	3.0 DOHC V6	3.3 DOHC V6	3.4 OHV V6
Horsepower (@ rpm)	170 @ 6,000	200 @ 6,000	215 @ 5,600	185 @ 5,200
Torque (lb.-ft. @ rpm)	181 @ 4,000	193 @ 4,850	222 @ 3,600	210 @ 3,800
4-Speed SHIFTRONIC® Automatic Transmission	S	 S, not SHIFTRONIC®	 S, 5-speed, not SHIFTRONIC®	 S, 5-speed, not SHIFTRONIC®
Full-Time 4-Wheel Drive	0	0, electronic	0	0, all-wheel drive
Safety and Performance				
Front Side-Impact Airbags	S	 0	 0	 0, side curtains
Anti-Lock Braking System (ABS) with Traction Control System (TCS)	S	 S, no TCS	S	 0
4-Wheel Disc Brakes	S	 S, rear drums	S	 S, rear drums
4-Wheel Independent Suspension	S	S	S	S
Speed-Sensitive Power Rack-and-Pinion Steering	S	 S, not speed-sensitive	S	 S, not speed-sensitive
Front and Rear Intermittent Wipers	S	S	S	S
Interior				
8-Way Adjustable Driver's Seat with Lumbar Support	S	 6-way power seat, no lumbar support	S	 6-way, no lumbar support
Split Fold-Down 60/40 Rear Seatbacks	S	S	S	S
Leather-Wrapped Steering Wheel	S	 0	 0	 0
Tachometer	S	S	S	S
Digital Quartz Clock	S	S	S	S
Cargo Cover and Cargo Net	S	 0	 S, A , cargo net	 S, N/A, cargo net
Entertainment, Comfort and Convenience				
Air Conditioning	S	S	S	S
Power Windows	S	S	S	S
Power Door Locks	S	S	S	S
Tilt Steering Column	S	S	S	S
Audio System	218-watt Monsoon® AM/FM stereo with CD, cassette and 6 Monsoon® speakers	 80-watt AM/FM/6-disc in-dash CD with MP3 0, Mach® 320-watt, AM/FM/ stereo with 6-disc in-dash CD, 6 speakers and subwoofer	 AM/FM/CD/cassette with 6 speakers 0, AM/FM/CD with 6 speakers and speed-sensitive volume	 AM/FM/CD/ with 6 speakers and speed-sensitive volume
Remote Keyless Entry with Alarm	S	S	S	S
Cruise Control	S	S	S	S
Rear Window Defroster	S	S	S	S
Remote Fuel Door Release	S	 N/A	S	 N/A
First Aid Kit	S	 A	 A	 N/A

 = Hyundai Competitive Advantage

S = Standard O = Factory Option/Option Package N/A = Not Available A = Dealer-Installed Accessory

Product information and MSRP (Manufacturer's Suggested Retail Price) as of 08/25/05. Information subject to change without notice. Source: www.ford.com, www.toyota.com, www.chevrolet.com

“Dare to Compare”: 2006 Santa Fe GLS 2WD (continued)













































 = Hyundai Competitive Advantage	2006 Hyundai Santa Fe GLS 2WD	2006 Ford Escape XLT 2WD	2006 Toyota Highlander V6 4x2	2006 Chevrolet Equinox LS 2WD
Exterior				
16-Inch Aluminum-Alloy Wheels	S	S	 0	 A, 17-inch
Full-Size Spare Tire on Alloy Wheel	S	 0, non-alloy	 S, non-alloy	 S, non-alloy
Power Heated Body-Color Mirrors	S	 S, non-heated	 S, O, heat	 S, non-heated
Power Tilt/Slide Sunroof	O	O	O	O
Fog Lights	S	S	 0	 N/A
Roof-Mounted Micro Antenna	S	 N/A	 N/A	 N/A
Opening Back Glass	S	S	 N/A	 N/A
Dimensions and Capacities				
Wheelbase (in.)	103.1	103.1	106.9	112.5
Head Room—Front/Rear (in.)	39.6/39.2	40.4/39.2	40.0/39.8	40.9/40.1
Leg Room—Front/Rear (in.)	41.6/36.8	 41.6/35.6	 40.7/36.5	 41.2/40.2
Hip Room—Front/Rear (in.)	54.3/53.9	 53.4/49.1	55.1/54.9	 51.1/51.3
Shoulder Room—Front/Rear (in.)	56.3/56.5	 56.3/55.9	57.9/57.0	 55.7/55.9
Cargo Volume—Rear Seat Up (cu. ft.)	30.5	 29.3	39.7	35.2
Cargo Volume—Rear Seat Down (cu. ft.)	77.7	 66.3	80.6	 68.6
Warranty				
Basic (yr./mi.)	5/60,000	 3/36,000	 3/36,000	 3/36,000
Powertrain (yr./mi.)	10/100,000	 3/36,000	 5/60,000	 3/36,000
Anti-Perforation (yr./mi.)	7/unlimited	 5/100,000	 5/unlimited	 6/100,000
Roadside Assistance (yr./mi.)	5/unlimited	 3/36,000	 N/A	 3/36,000
EPA-Estimated Fuel Economy				
4-Speed Automatic Transmission 2WD—City/Highway (mpg)	19/25	20/25	19/25	19/25
4-Speed Automatic Transmission 4WD—City/Highway (mpg)	18/23	19/23	18/24	19/25

 = Hyundai Competitive Advantage

S = Standard O = Factory Option/Option Package N/A = Not Available A = Dealer-Installed Accessory

Product information and MSRP (Manufacturer's Suggested Retail Price) as of 08/25/05. Information subject to change without notice. Source: www.ford.com, www.toyota.com, www.chevrolet.com

“Dare To Compare”: 2006 Santa Fe Limited 2WD




















































 = Hyundai Competitive Advantage	2006 Hyundai Santa Fe Limited 2WD	2006 Ford Escape XLT 2WD	2006 Toyota Highlander V6 4x2	2006 Chevrolet Equinox LS 4x2
Price				
MSRP	\$24,395	\$23,390	 \$25,590	\$21,755
Freight/Handling Charge	\$600	 \$615	\$565	\$590
Engine and Transmission				
Engine Type (lit.)	3.5 DOHC V6	 3.0 DOHC V6	 3.3 DOHC V6	 3.4 OHV V6
Horsepower (@ rpm)	200 @ 5,500	200 @ 6,000	215 @ 5,600	 185 @ 5,200
Torque (lb.-ft. @ rpm)	219 @ 3,500	 193 @ 4,850	222 @ 3,600	 210 @ 3,800
5-Speed SHIFTRONIC® Automatic Transmission	S	 S, not SHIFTRONIC®	 S, 5-speed, not SHIFTRONIC®	 S, 5-speed, not SHIFTRONIC®
Interactive Torque Management				
4-Wheel Drive System	0	0	Full-time 4-wheel drive	0, all-wheel drive
Safety and Performance				
Front Side-Impact Airbags	S	 0	 0	 0
Anti-Lock Braking System (ABS) with Traction Control System (TCS)	S	 S, no TCS		 0
4-Wheel Disc Brakes	S	 S, rear drums		 S, rear drums
4-Wheel Independent Suspension	S		S	S
Speed-Sensitive Power Rack-and-Pinion Steering	S	 S, not speed-sensitive		 S, not speed-sensitive
Front and Rear Intermittent Wipers	S		S	S
Interior				
Leather Seat Trim	S	 0	 0	 N/A
8-Way Power Driver's Seat with Lumbar Support	S	 6-way power seat, no lumbar support	 0	 6-way manual, no lumbar support
Heated Front Seats	S	 N/A	 0	 N/A
Split Fold-Down 60/40 Rear Seatbacks	S		S	S
Leather-Wrapped Steering Wheel	S	 0	 0	 0
Tachometer	S		S	S
Digital Quartz Clock	S		S	S
Entertainment, Comfort and Convenience				
Automatic Temperature Control	S	 Manual A/C		 Manual A/C
Power Windows	S		S	S
Power Door Locks	S		S	S
Tilt Steering Column	S		S	S
HomeLink® Programmable Transceiver	S	 N/A	 0	 N/A
Electrochromic Rearview Mirror	S	 N/A	 0	 0
Audio System	218-watt Monsoon® AM/FM stereo with CD, cassette and 6 Monsoon® speakers	 80-watt AM/FM/6-disc in-dash CD with MP3 0, Mach® 320-watt, AM/FM/ stereo with 6-disc in-dash CD, 6 speakers and subwoofer	 AM/FM/CD/cassette with 6 speakers 0, AM/FM/cassette, with 6-disc CD changer and 8 speakers	 AM/FM/CD with 6 speakers and speed-sensitive volume
Remote Keyless Entry with Alarm	S		S	S
Cruise Control	S		S	S

 = Hyundai Competitive Advantage

S = Standard O = Factory Option/Option Package N/A = Not Available A = Dealer-Installed Accessory

Product information and MSRP (Manufacturer's Suggested Retail Price) as of 08/25/05. Please go online to www.hyundaidealer.com for updated pricing. Information subject to change without notice. Source: www.ford.com, www.toyota.com, www.chevrolet.com

SANTA FE/2006 *Dare to Compare*

“Dare To Compare”: 2006 Santa Fe Limited 2WD (continued)				
 = Hyundai Competitive Advantage	2006 Hyundai Santa Fe Limited 2WD	2006 Ford Escape XLT 2WD	2006 Toyota Highlander V6 4x2	2006 Chevrolet Equinox LS 4x2
Entertainment, Comfort and Convenience (continued)				
Rear Window Defroster	S	S	S	S
Remote Fuel Door Release	S 	N/A	S	 N/A
First Aid Kit	S 	0	 A	 N/A
Exterior				
16-Inch Aluminum-Alloy Wheels	S	S 	0	 A, 17-inch
Full-Size Spare Tire on Alloy Wheel	S 	0, non-alloy	 S, non-alloy	 S, non-alloy
Power Heated Body-Color Mirrors	S 	S, non-heated	 S, 0, heated	 S, non-heated
Power Tilt/Slide Sunroof	0	0	0	0
Fog Lights	S	S 	0	 N/A
Roof-Mounted Micro Antenna	S 	N/A	 N/A	 N/A
Opening Back Glass	S	S 	N/A	 N/A
Dimensions and Capacities				
Wheelbase (in.)	103.1	103.1	106.9	112.5
Head Room—Front/Rear (in.)	39.6/39.2	40.4/39.2	40.0/39.8	40.9/40.1
Leg Room—Front/Rear (in.)	41.6/36.8 	41.6/35.6 	40.7/36.5 	41.2/40.2 
Hip Room—Front/Rear (in.)	54.3/53.9 	53.4/49.1	55.1/54.9 	51.1/51.3 
Shoulder Room—Front/Rear (in.)	56.3/56.5 	56.3/55.9	57.9/57.0 	55.7/55.9 
Cargo Volume—Rear Seat Up (cu. ft.)	30.5 	29.3	39.7	35.2
Cargo Volume—Rear Seat Down (cu. ft.)	77.7 	66.3	80.6 	68.6 
Warranty				
Basic (yr./mi.)	5/60,000 	3/36,000 	3/36,000 	3/36,000 
Powertrain (yr./mi.)	10/100,000 	3/36,000 	5/60,000 	3/36,000 
Anti-Perforation (yr./mi.)	7/unlimited 	5/100,000 	5/unlimited 	6/100,000 
Roadside Assistance (yr./mi.)	5/unlimited 	3/36,000 	N/A 	3/36,000 
EPA-Estimated Fuel Economy				
Automatic Transmission 2WD—City/Highway (mpg)	17/23	20/25	19/25	19/25
Automatic Transmission 4WD—City/Highway (mpg)	17/23	19/23	18/24	19/25

 = Hyundai Competitive Advantage

S = Standard O = Factory Option/Option Package N/A = Not Available A = Dealer-Installed Accessory

Product information and MSRP (Manufacturer's Suggested Retail Price) as of 08/25/05. Please go online to www.hyundaidealer.com for updated pricing. Information subject to change without notice. Source: www.ford.com, www.toyota.com, www.chevrolet.com



Hyundai Advantage™

AMERICA'S BEST WARRANTY™

Hyundai Warranty Information

With ownership of every 2006 Hyundai, the Hyundai Advantage™ provides owners with full limited protection unlike any other manufacturer. This is the best warranty, bar none!

The Hyundai Advantage™ offers owners the ultimate coverage and a decade of dependability:

- ◆ 10-Year/100,000-Mile Powertrain Warranty Protection
- ◆ 5-Year/60,000-Mile New Vehicle Unlimited Warranty Protection
- ◆ 5-Year/Unlimited-Mileage Roadside Assistance
- ◆ 7-Year/Unlimited-Mileage Anti-Perforation Warranty Protection
- ◆ 8-Year/80,000-Mile Federal Emissions Defect and Performance Warranty
- ◆ 7-Year/70,000-Mile California Emissions Control Systems Warranty
- ◆ 12-Month/12,000-Mile Replacement Parts and Accessory Unlimited Warranty